







CL.1 Wall valve clockwise closing cold 1/2" - Brushed Dark Platinum

CL.1

36 607 706    Product version up to 10/14/2020



- rosette 60 x 60 mm
- with cold marking
- head part with cut-to-length spindle and sleeve
- WRAS

|   |                               |               |
|---|-------------------------------|---------------|
|  | Brushed Dark Platinum         | 36 607 706-99 |
|  | Chrome                        | 36 607 706-00 |
|  | Brushed Platinum              | 36 607 706-06 |
|  | Dark Chrome                   | 36 607 706-19 |
|  | Brushed Champagne (22kt Gold) | 36 607 706-46 |
|  | Champagne (22kt Gold)         | 36 607 706-47 |

Required miscellaneous

|   |                           |               |
|---|---------------------------|---------------|
| <b>Wall valve 1/2" -</b>  |                           | 35 607 970 90 |
|  | •max. recess depth 150 mm |               |
|   | •min. recess depth 105 mm |               |



CL.1 Wall valve clockwise closing cold 1/2" - Brushed Dark Platinum

CL.1

36 607 706 Product version up to 10/14/2020

mm [inches]

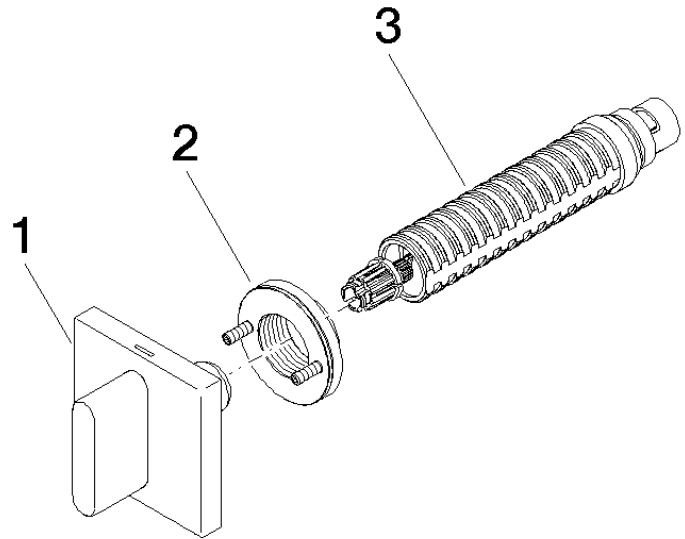


Codes & Standards

|                |                        |                             |           |
|----------------|------------------------|-----------------------------|-----------|
| ASME A112.18.1 | cUPC                   | DIN 4109                    | EN 200    |
| ISO 3822       | Scottish Water Byelaws | UK Water Supply Regulations | Ü-Zeichen |

Certificates and sustainability

|                 |        |           |        |              |
|-----------------|--------|-----------|--------|--------------|
| DVGW_DW-6501DN0 | LGA_29 | WRAS_2010 | LGA_29 | IAPMO_4976 ( |
|-----------------|--------|-----------|--------|--------------|



Spare parts list

| No. | Item Number        | Name            | Quantity used | Delivery time |
|-----|--------------------|-----------------|---------------|---------------|
| 3   | 90 90 03 143 00 90 | top             | 1.00          | 2             |
| 1   | 90 20 70 051 02-99 | handle ( cold ) | 1.00          | 20            |
| 2   | 90 21 02 108 00 90 | disc            | 1.00          | 2             |