







CL.1 Wall valve anti-clockwise closing hot 1/2" - Brushed Champagne (22kt Gold)

CL.1

36 607 707 Product version from 10/14/2020



- rosette 60 x 60 mm
- with hot marking
- head part with cut-to-length spindle and sleeve
- WRAS

	Brushed Champagne (22kt Gold)	36 607 707-46
	Chrome	36 607 707-00
	Brushed Platinum	36 607 707-06
	Dark Chrome	36 607 707-19
	Champagne (22kt Gold)	36 607 707-47
	Brushed Dark Platinum	36 607 707-99



CL.1 Wall valve anti-clockwise closing hot 1/2" - Brushed Champagne (22kt Gold)

CL.1

36 607 707 Product version from 10/14/2020
mm [inches]



Codes & Standards

ASME A112.18.1	cUPC	DIN 4109	ISO 3822
Scottish Water Byelaws	UK Water Supply Regulations	Ü-Zeichen	

Certificates and sustainability

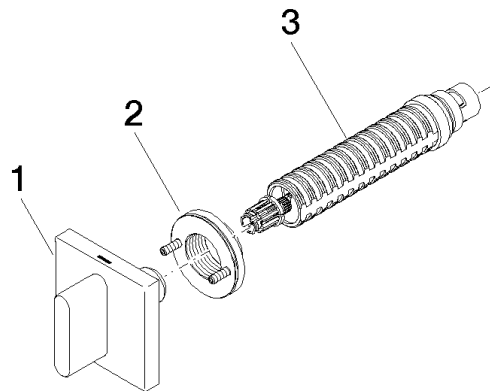
LGA_29	WRAS_2010	IAPMO_4976 (
--------	-----------	--------------

CL.1 Wall valve anti-clockwise closing hot 1/2" - Brushed Champagne (22kt Gold)

CL.1

36 607 707 Product version from 10/14/2020

Parts for other finishes can be found here: [Chrome](#)



Spare parts list

No.	Item Number	Name	Quantity used	Delivery time
2	90 21 02 108 00 90	disc	1.00	2
3	90 90 03 142 00 90	top	1.00	2
1	90 20 70 051 03-46	handle (hot)	1.00	30