

Wall valve anti-clockwise closing hot 1/2" - Brushed Durabrass (23kt Gold) SERIES SPECIFIC


36 607 742    Product version from 7/1/2023




- without rosette
- handle Ø 60mm
- with hot marking
- head part with cut-to-length spindle and sleeve
- WRAS

	Brushed Durabrass (23kt Gold)	36 607 742-28
	Chrome	36 607 742-00
	Brushed Platinum	36 607 742-06
	Dark Chrome	36 607 742-19
	Matte Black	36 607 742-33
	Brushed Bronze	36 607 742-42
	Brushed Champagne (22kt Gold)	36 607 742-46
	Champagne (22kt Gold)	36 607 742-47
	Brushed Dark Platinum	36 607 742-99

Required miscellaneous

	<b>Wall valve 1/2" -</b> <ul style="list-style-type: none"><li>• max. recess depth 145 mm</li><li>• min. recess depth 85 mm</li></ul>	35 607 970 90
---	---	---------------

Required miscellaneous

	<b>Wall valve 1/2" -</b> <ul style="list-style-type: none"><li>• max. recess depth mm</li><li>• min. recess depth mm</li></ul>	35 607 970 90
---	--	---------------

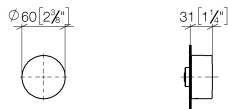


Wall valve anti-clockwise closing hot 1/2" - Brushed Durabron (23kt Gold)

SERIES SPECIFIC

36 607 742    Product version from 7/1/2023

mm [inches]



Codes & Standards			
DIN 4109	EN 200	ISO 3822	Scottish Water Byelaws
UK Water Supply Regulations	Ü-Zeichen		

Certificates and sustainability				
DVGW_DW-6501DN0	LGA_38	LGA_29	WRAS_2010	LGA_29



## Spare parts list

No.	Item Number	Name	Quantity used	Delivery time
11	09 30 01 107 90	sleeve	1.00	2
3	90 12 12 002 00 90	fixing cap	1.00	2
1	09 20 74 021-28	handle ( hot )	1.00	60
5	09 27 74 004-28	rosette	1.00	20
8	09 29 06 020-28	spindle	1.00	-
Spare part can no longer be ordered, please order the replacement item				
2	04 27 74 004 00-28	rosette	1.00	20
12	90 90 03 142 00 90	top	1.00	2
4	09 31 11 055 90	pin	1.00	2
6	04 29 06 020 00-00	spindle	1.00	10
10	90 23 30 023 00 90	nut	1.00	2
7	90 14 10 060 00 90	seal	1.00	2
9	90 14 15 020 03 90	ring	1.00	2