







CL.1 Wall valve anti-clockwise closing hot 1/2" - Dark Chrome

CL.1

36 617 707 Product version from 10/14/2020



- with WAVES structure
- rosette 60 x 60 mm
- with hot marking
- head part with cut-to-length spindle and sleeve
- WRAS

	Dark Chrome	36 617 707-19
	Chrome	36 617 707-00
	Brushed Platinum	36 617 707-06
	Brushed Champagne (22kt Gold)	36 617 707-46
	Champagne (22kt Gold)	36 617 707-47
	Brushed Dark Platinum	36 617 707-99

CL.1 Wall valve anti-clockwise closing hot 1/2" - Dark Chrome

CL.1

36 617 707 Product version from 10/14/2020

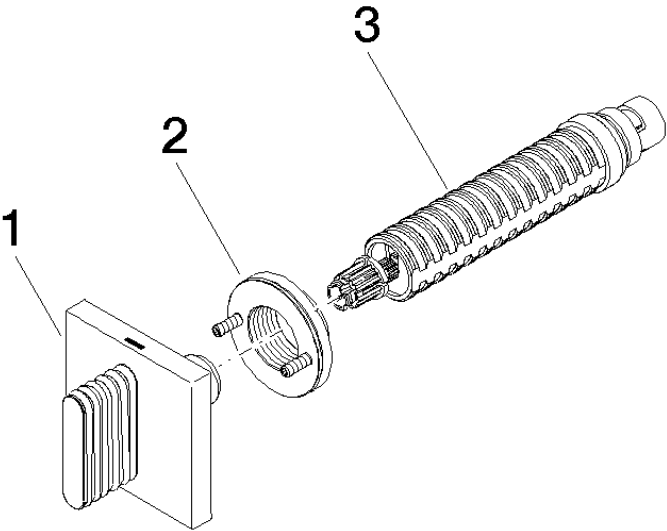
mm [inches]



Codes & Standards			
ASME A112.18.1	cUPC	DIN 4109	ISO 3822
Scottish Water Byelaws	UK Water Supply Regulations	Ü-Zeichen	

Certificates and sustainability		
LGA_29	WRAS_2010	IAPMO_4976 (

Parts for other
finishes can be found
here: [Chrome](#)



Spare parts list

No.	Item Number	Name	Quantity used	Delivery time
3	90 90 03 142 00 90	top	1.00	2
1	90 20 70 055 03-19	handle (hot)	1.00	20
2	90 21 02 108 00 90	disc	1.00	2