







CL.1 Wall valve anti-clockwise closing hot 1/2" - Brushed Champagne (22kt Gold)

CL.1

36 617 707	Product version from 10/14/2020		
	<ul style="list-style-type: none"> <li>with WAVES structure</li> <li>rosette 60 x 60 mm</li> <li>with hot marking</li> <li>head part with cut-to-length spindle and sleeve</li> <li>WRAS</li> </ul>	<div>  <div>Brushed Champagne (22kt Gold)</div> </div>	36 617 707-46
		<div>  <div>Chrome</div> </div>	36 617 707-00
		<div>  <div>Brushed Platinum</div> </div>	36 617 707-06
		<div>  <div>Dark Chrome</div> </div>	36 617 707-19
		<div>  <div>Champagne (22kt Gold)</div> </div>	36 617 707-47
		<div>  <div>Brushed Dark Platinum</div> </div>	36 617 707-99





CL.1 Wall valve anti-clockwise closing hot 1/2" - Brushed Champagne (22kt Gold)

CL.1

36 617 707    Product version from 10/14/2020  
mm [inches]



Codes & Standards

ASME A112.18.1	cUPC	DIN 4109	ISO 3822
Scottish Water Byelaws	UK Water Supply Regulations	Ü-Zeichen	

Certificates and sustainability

LGA_29	WRAS_2010	IAPMO_4976 (
--------	-----------	--------------

36 617 707    Product version from 10/14/2020

Parts for other finishes can be found here: [Chrome](#)



Spare parts list

No.	Item Number	Name	Quantity used	Delivery time
1	90 20 70 055 03-46	handle ( hot )	1.00	30
2	90 21 02 108 00 90	disc	1.00	2
3	90 90 03 142 00 90	top	1.00	2