









CL.1 Wall-mounted single-lever basin mixer without pop-up waste - Brushed Dark Platinum


CL.1

36 860 705	Product version from 7/1/2023		
	<ul style="list-style-type: none"> • 198mm projection • fixed spout • rectangular spray pattern with 40 individual jets • hole diameter spout 37 mm • hole diameter single-lever mixer 57 mm • rosette 80 x 80 mm • max. flow 4.5 l/min • lead-free • This product can help a building meet the requirements of Green Building Rating Systems, e.g. LEED®, BREEAM®, DGNB 		<div>  <div> Brushed Dark Platinum 36 860 705-99 </div> </div>
			<div>  <div> Chrome 36 860 705-00 </div> </div>
			<div>  <div> Brushed Platinum 36 860 705-06 </div> </div>
			<div>  <div> Dark Chrome 36 860 705-19 </div> </div>
			<div>  <div> Brushed Champagne (22kt Gold) 36 860 705-46 </div> </div>
			<div>  <div> Champagne (22kt Gold) 36 860 705-47 </div> </div>

Required miscellaneous

	<div> Concealed wall-mounted single-lever mixer - 35 860 970 90 </div>
	<ul style="list-style-type: none"> • max. recess depth 95 mm • min. recess depth 80 mm • mixer can be placed above, to the left or to the right of the spout.

Required miscellaneous

	<div> Concealed wall-mounted single-lever mixer mixer on right - 35 816 970 90 </div>
	<ul style="list-style-type: none"> • NOTE: Not suitable for concealed installation. Connection by means of angle valves, mounted with screws to back wall.

CL.1 Wall-mounted single-lever basin mixer without pop-up waste - Brushed Dark Platinum

CL.1

36 860 705 Product version from 7/1/2023
mm [inches]



Flow rate chart



Codes & Standards

ASME A112.18.1	cUPC	DIN 4109	EN 817
----------------	------	----------	--------

EPA WaterSense	ISO 3822	NSF372	NSF61
----------------	----------	--------	-------

Ü-Zeichen

WaterSense





CL.1 Wall-mounted single-lever basin mixer without pop-up waste - Brushed
Dark Platinum

CL.1

36 860 705 Product version from 7/1/2023

Certificates and sustainability

IAPMO_N-4976	DVGW_DW- 6512DN0	IAPMO_6397	LGA_29	IAPMO_4976 (
IAPMO_8834				

CL.1 Wall-mounted single-lever basin mixer without pop-up waste - Brushed Dark Platinum

CL.1

36 860 705 Product version from 7/1/2023



Spare parts list

No.	Item Number	Name	Quantity used	Delivery time
6	09 27 78 039-99	rosette	1.00	20
5	09 11 02 288-99	cover	1.00	20
1	13 800 705-99	CL.1 Wall-mounted basin spout without pop-up waste - Brushed Dark Platinum	1.00	50
2	09 20 70 050-99	handle	1.00	20
8	90 15 05 064 01 90	cartridge	1.00	2
4	90 31 20 087 00-99	plug	1.00	20
9	90 30 09 064 00 90	key	1.00	2
3	90 31 11 030 00 90	pin	1.00	2
7	90 14 10 049 00 90	seal	1.00	2