







MEM Washstand fitting with electronic opening and closing function without pop-up waste - Platinum

MEM

44 521 782



- 165mm projection
 - Infrared sensor technology
 - height of mixer 313 mm
 - height up to aerator 206 mm
 - hole diameter 35 mm
 - fixed spout
 - max. flow 5.7 l/min
 - rectangular, air-enriched flow
 - suitable for thermal disinfection
 - Automatic shut-off after pre-set time is reached
 - Indirect temperature control (undercounter)
 - Control box included
 - Adjustable sensor detection range
 - Battery or plug-in power supply operated (batteries not included)
 - 4x AA (1.5V) batteries required
 - lead-free
 - 1x screw-in M 8 x 1 pressure hose, leak-tested
 - This product can help a building meet the requirements of Green Building Rating Systems, e.g. LEED®, BREEAM®, DGNB
- Batteries not included

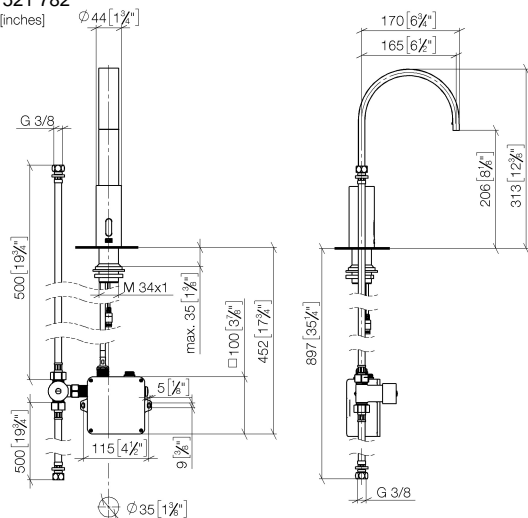
	Platinum	44 521 782-08
	Chrome	44 521 782-00
	Brushed Platinum	44 521 782-06
	Dark Chrome	44 521 782-19
	Brushed Durabronze (23kt Gold)	44 521 782-28
	Matte Black	44 521 782-33
	Champagne (22kt Gold)	44 521 782-47
	Brushed Chrome	44 521 782-93
	Brushed Dark Platinum	44 521 782-99

MEM Washstand fitting with electronic opening and closing function without pop-up waste - Platinum

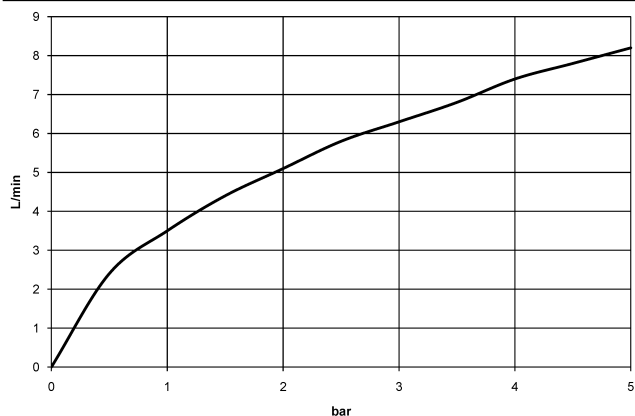
MEM

44 521 782

mm [inches]
1:5



Flow rate chart



Certificates

Belgaqua_23-210- LGA_38246.
27_1.

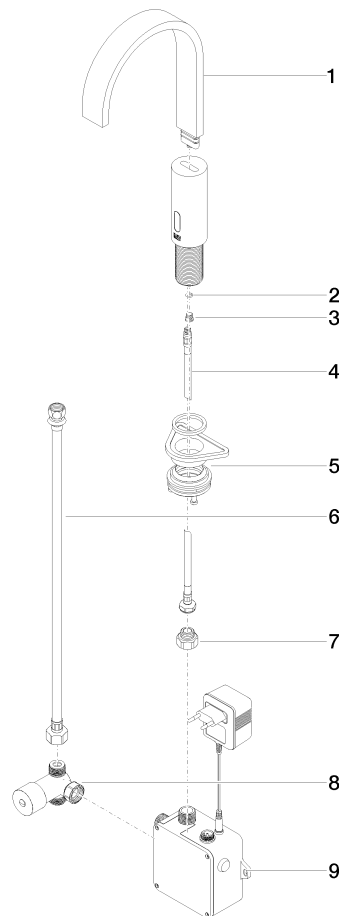
WRAS_2211011.

MEM Washstand fitting with electronic opening and closing function without pop-up waste - Platinum

MEM

44 521 782

Parts for other
finishes can be found
here: [Chrome](#)



Spare parts list

No.	Item Number	Name	Quantity used	Delivery time
1	90 28 22 373 00-08	spout	1	40
2	09 14 10 132 90	seal	1	2
3	09 31 20 027 10-00	plug	1	10
4	04 30 04 100 00 90	hose	2	2
5	04 23 10 044 08 90	fixing set	1	2
6	12 506 970 90	High pressure hoses -	1	2
7	09 24 03 185-00	nipple	1	10
8	90 30 50 081 00 90	valve	1	2
9	90 10 01 247 00 90	valve box	1	60