






TARA Shower pipe with shower thermostat 220 mm - Champagne (22kt Gold)

TARA

ST 050 302 4892



- shower with fixed riser projection 452mm
- Rain shower: PURE RAIN, max. flow rate 7 l/min (at 3 bar)
- Function from: 6 l/min
- rain shower Ø 220 mm
- rain shower with anti-scale system
- Hand shower: COMPACT RAIN, max. flow rate 15 l/min (at 3 bar)
- rotary diverter with volume control and shut-off function
- slide-on rosettes Ø 70 mm
- height of fittings up to rain shower (bottom edge) 964mm
- height of fittings up to top edge of elbow 1267mm
- gauge 150 mm - 13 mm
- metal shower hose 1750mm with integrated anti-twist protection
- 1/2" connection
- slide bar
- Pipe diameter 23.5 mm

	Champagne (22kt Gold)	ST 050 302 4892-47
	Chrome	ST 050 302 4892-00
	Brushed Platinum	ST 050 302 4892-06
	Platinum	ST 050 302 4892-08
	Dark Chrome	ST 050 302 4892-19
	Brushed Durabrass (23kt Gold)	ST 050 302 4892-28
	Matte Black	ST 050 302 4892-33
	Brushed Bronze	ST 050 302 4892-42
	Brushed Champagne (22kt Gold)	ST 050 302 4892-46
	Brushed Chrome	ST 050 302 4892-93
	Brushed Dark Platinum	ST 050 302 4892-99

Individual components of this set

You need the following components for this set



1x 28 015 979-47



1x 34 458 892-47

TARA Shower pipe with shower thermostat 220 mm - Champagne (22kt Gold)

TARA



























ST 050 302 4892



- COMPACT RAIN, max. flow rate 15 l/min (at 3 bar)
- with anti-scale system
- spray head Ø 100mm
- 1/2" connection
- WRAS 2009011

Intrinsic protection against back flow.

Fits: IMO, LULU, MADISON, MEM, TARA,
CL.1, LISSÉ, VAIA, META, CYO

	Champagne (22kt Gold)	28 015 979-4
	Chrome	28 015 979-0
	Chrome	28 015 979-00 001
	Brushed Platinum	28 015 979-0
	Brushed Platinum	28 015 979-06 001
	Platinum	28 015 979-0
	Platinum	28 015 979-08 001
	Dark Chrome	28 015 979-1
	Dark Chrome	28 015 979-19 001
	Light Gold	28 015 979-26 001
	Light Gold	28 015 979-2
	Brushed Light Gold	28 015 979-2
	Brushed Light Gold	28 015 979-27 001
	Brushed Durabronze (23kt Gold)	28 015 979-2
	Brushed Durabronze (23kt Gold)	28 015 979-28 001
	Matte Black	28 015 979-3
	Matte Black	28 015 979-33 001
	Brushed Bronze	28 015 979-42 001
	Brushed Bronze	28 015 979-4
	Brushed Champagne (22kt Gold)	28 015 979-46 001
	Brushed Champagne (22kt Gold)	28 015 979-4
	Champagne (22kt Gold)	28 015 979-47 001
	Brushed Chrome	28 015 979-9
	Brushed Chrome	28 015 979-93 001
	Brushed Dark Platinum	28 015 979-9
	Brushed Dark Platinum	28 015 979-99 001



TARA Shower pipe with shower thermostat 220 mm - Champagne (22kt Gold)

TARA

ST 050 302 4892

.7
—
0
—
0
—
6
—
0
—
8
—
0
—
9
—
0
—
0
—
6
—
7
—
0
—
8
—
0
—
3
—
0
—
0
—
2
—
0
—
6
—
0
—
3
—
0
—
9
—
0
—

ST 050 302 4892

mm [inches]



Flow rate chart



Certificates

DVGW_DW-
6517DN0

LGA_29



TARA Shower pipe with shower thermostat 220 mm - Champagne (22kt Gold)

TARA

ST 050 302 4892

Codes & Standards

DIN 4109

EN 1112

ISO 3822

Ü-Zeichen

Product version from 4/1/2024

Parts for other
finishes can be found
here: [Chrome](#)





TARA Shower pipe with shower thermostat 220 mm - Champagne (22kt Gold)

TARA

ST 050 302 4892

Spare parts list

Product version from 4/1/2024

No.	Item Number	Name	Quantity used	Delivery time
	09 23 01 039 90	sieve	1	2

TARA Shower pipe with shower thermostat 220 mm - Champagne (22kt Gold)

TARA

ST 050 302 4892



- shower with fixed riser projection 452mm
- Rain shower: PURE RAIN, max. flow rate 7 l/min (at 3 bar)
- Function from: 6 l/min
- rain shower Ø 220 mm
- rain shower with anti-scale system
- rotary diverter with volume control and shut-off function
- slide-on rosettes Ø 70 mm
- height of fittings up to rain shower (bottom edge) 964mm
- height of fittings up to top edge of elbow 1267mm
- gauge 150 mm - 13 mm
- metal shower hose 1750mm with integrated anti-twist protection
- 1/2" connection
- slide bar
- Pipe diameter 23.5 mm
- This product can help a building meet the requirements of Green Building Rating Systems, e.g. LEED®, BREEAM®, DGNB
- WRAS 2204013

This article does not include a hand shower!

Intrinsic protection against back flow.

	Champagne (22kt Gold)	34 458 892-4
	Chrome	34 458 892-0
	Brushed Platinum	34 458 892-0
	Platinum	34 458 892-0
	Dark Chrome	34 458 892-1
	Brushed Durabronze (23kt Gold)	34 458 892-2
	Matte Black	34 458 892-3
	Brushed Bronze	34 458 892-4
	Brushed Champagne (22kt Gold)	34 458 892-4
	Brushed Chrome	34 458 892-9
	Brushed Dark Platinum	34 458 892-9

ST 050 302 4892

.7
—
0
—
6
—
8
—
9
—
8
—
3
—
2
—
6
—
3
—
9
—


Required miscellaneous

	Hand shower - Champagne (22kt Gold)	28 016 979-47
---	--	---------------

Required miscellaneous

	SERIES-VARIOUS Hand shower - Champagne (22kt Gold)	28 029 979-47
---	---	---------------

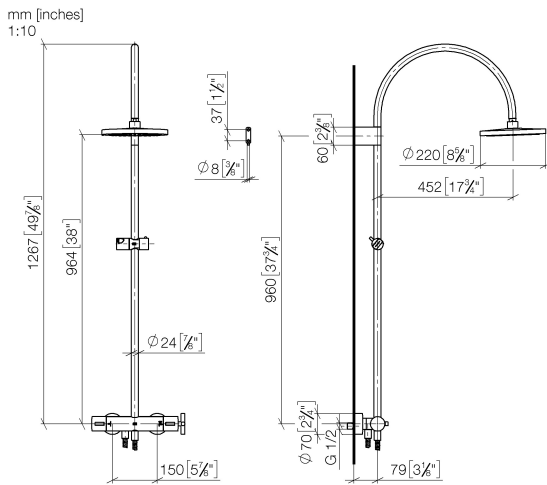
Required miscellaneous

	Hand shower FlowReduce - Champagne (22kt Gold)	28 016 979-47 0010
---	---	-----------------------

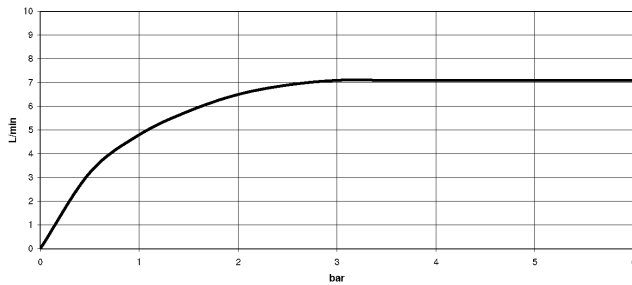
Required miscellaneous

	SERIES-VARIOUS Hand shower - Champagne (22kt Gold)	28 029 979-47 0010
---	---	-----------------------

ST 050 302 4892



Flow rate chart



Certificates

WRAS_2204

LGA_38

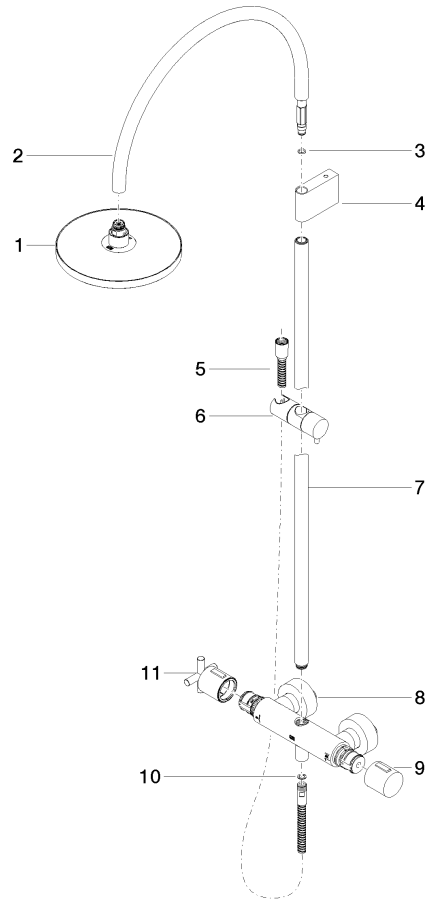
Belgaqua_22_283_2

Codes & Standards

DIN 4109	EN 1717	ISO 3822	Scottish Water Byelaws
UK Water Supply Regulations	Ü-Zeichen		

Product version from 5/1/2022

Parts for other
finishes can be found
here: [Chrome](#)





TARA Shower pipe with shower thermostat 220 mm - Champagne (22kt Gold)

TARA

ST 050 302 4892

Spare parts list

Product version from 5/1/2022

No.	Item Number	Name	Quantity used	Delivery time
	90 12 05 092 20-47	shower	11	30