

SERIES SPECIFIC Showerpipe with shower thermostat - Brushed Light Gold

IMO

ST 050 306 0980



Fits: IMO, MEM, CL.1, CYO

- shower with fixed riser projection 453mm
- Rain shower: PURE RAIN, max. flow rate 20 l/min (at 3 bar)
- Function from: 12 l/min
- rain shower 300 x 240mm
- rain shower with anti-scale system
- Hand shower: COMPACT RAIN, max. flow rate 15 l/min (at 3 bar)
- spray head Ø 100mm
- rotary diverter with volume control and shut-off function
- slide-on rosettes Ø 70 mm
- height of fittings up to rain shower (bottom edge) 1009mm
- height of fittings up to top edge of elbow 1150mm
- gauge 150 mm - 13 mm
- metal shower hose 1750mm with integrated anti-twist protection
- 1/2" connection
- slide bar
- Pipe diameter 23.5 mm

| | | |
|--|--------------------------------|--------------------|
| | Brushed Light Gold | ST 050 306 0980-27 |
| | Chrome | ST 050 306 0980-00 |
| | Brushed Platinum | ST 050 306 0980-06 |
| | Platinum | ST 050 306 0980-08 |
| | Dark Chrome | ST 050 306 0980-19 |
| | Brushed Durabronze (23kt Gold) | ST 050 306 0980-28 |
| | Matte Black | ST 050 306 0980-33 |
| | Brushed Bronze | ST 050 306 0980-42 |
| | Brushed Champagne (22kt Gold) | ST 050 306 0980-46 |
| | Champagne (22kt Gold) | ST 050 306 0980-47 |
| | Brushed Chrome | ST 050 306 0980-93 |
| | Brushed Dark Platinum | ST 050 306 0980-99 |

Individual components of this set

You need the following components for this set

1x 28 018 979-27



1x 34 459 980-27



SERIES SPECIFIC Showerpipe with shower thermostat - Brushed Light Gold

IMO



























ST 050 306 0980



- Three or five settings: COMPACT RAIN, COMPACT SOFT FLOW, COMPACT AQUAPRESSURE FLOW, max. flow rate 15 l/min (at 3 bar)
- with anti-scale system
- spray head Ø 100mm
- 1/2" connection
- WRAS 2210003
- Function from: 7 l/min

Intrinsic protection against back flow.

Fits: IMO, LULU, MADISON, MEM, TARA, CL.1, LISSÉ, VAIA, META, CYO

| | | |
|--|-------------------------------|-------------------|
|  | Brushed Light Gold | 28 018 979-2 |
|  | Chrome | 28 018 979-0 |
|  | Chrome | 28 018 979-00 001 |
|  | Brushed Platinum | 28 018 979-0 |
|  | Brushed Platinum | 28 018 979-06 001 |
|  | Platinum | 28 018 979-0 |
|  | Platinum | 28 018 979-08 001 |
|  | Dark Chrome | 28 018 979-1 |
|  | Dark Chrome | 28 018 979-19 001 |
|  | Light Gold | 28 018 979-26 001 |
|  | Light Gold | 28 018 979-2 |
|  | Brushed Light Gold | 28 018 979-27 001 |
|  | Brushed Durabrass (23kt Gold) | 28 018 979-2 |
|  | Brushed Durabrass (23kt Gold) | 28 018 979-28 001 |
|  | Matte Black | 28 018 979-3 |
|  | Matte Black | 28 018 979-33 001 |
|  | Brushed Bronze | 28 018 979-4 |
|  | Brushed Bronze | 28 018 979-42 001 |
|  | Brushed Champagne (22kt Gold) | 28 018 979-4 |
|  | Brushed Champagne (22kt Gold) | 28 018 979-46 001 |
|  | Champagne (22kt Gold) | 28 018 979-4 |
|  | Champagne (22kt Gold) | 28 018 979-47 001 |
|  | Brushed Chrome | 28 018 979-9 |
|  | Brushed Chrome | 28 018 979-93 001 |
|  | Brushed Dark Platinum | 28 018 979-9 |
|  | Brushed Dark Platinum | 28 018 979-99 001 |



SERIES SPECIFIC Showerpipe with shower thermostat - Brushed Light Gold

IMO

ST 050 306 0980

:7
—
0
—
0
—
6
—
0
—
8
—
0
—
9
—
0
—
0
—
6
—
0
—
8
—
0
—
3
—
0
—
2
—
0
—
6
—
0
—
7
—
0
—
3
—
0
—
9
—
0
—

ST 050 306 0980

mm [inches]



Flow rate chart



Certificates

WRAS_2210

LGA_29



SERIES SPECIFIC Showerpipe with shower thermostat - Brushed Light Gold

IMO

ST 050 306 0980

Codes & Standards

DIN 4109

ISO 3822

Scottish Water
Byelaws

UK Water Supply
Regulations

Ü-Zeichen

Product version from 4/1/2024

Parts for other
finishes can be found
here: [Chrome](#)





SERIES SPECIFIC Showerpipe with shower thermostat - Brushed Light Gold

IMO

ST 050 306 0980

Spare parts list

Product version from 4/1/2024

| No. | Item Number | Name | Quantity used | Delivery time |
|-----|-----------------|-------|---------------|---------------|
| | 09 23 01 039 90 | sieve | 1 | 2 |

ST 050 306 0980



Fits: IMO, MEM, CL.1, CYO

- shower with fixed riser projection 453mm
- overhead shower: rain flow
- rain shower 300 x 240mm
- rain shower with anti-scale system
- max. rainshower flow 20 l/min
- Function from: 12 l/min
- rotary diverter with volume control and shut-off function
- slide-on rosettes Ø 70 mm
- height of fittings up to rain shower (bottom edge) 1009mm
- height of fittings up to top edge of elbow 1150mm
- gauge 150 mm - 13 mm
- metal shower hose 1750mm with integrated anti-twist protection
- 1/2" connection
- slide bar
- Pipe diameter 23.5 mm
- quick clearing
- WRAS 2204013

This article does not include a hand shower!

Intrinsic protection against back flow.

| | | |
|--|--------------------------------|--------------|
|  | Brushed Light Gold | 34 459 980-2 |
|  | Chrome | 34 459 980-0 |
|  | Brushed Platinum | 34 459 980-0 |
|  | Platinum | 34 459 980-0 |
|  | Dark Chrome | 34 459 980-1 |
|  | Brushed Durabronze (23kt Gold) | 34 459 980-2 |
|  | Matte Black | 34 459 980-3 |
|  | Brushed Champagne (22kt Gold) | 34 459 980-4 |
|  | Champagne (22kt Gold) | 34 459 980-4 |
|  | Brushed Chrome | 34 459 980-9 |
|  | Brushed Dark Platinum | 34 459 980-9 |

ST 050 306 0980

:7
—
/0
—
/6
—
/8
—
9
—
:8
—
/3
—
6
—
:7
—
/3
—
/9
—

Required miscellaneous

| | | |
|---|--|-----------------------|
|  | Hand shower FlowReduce - Brushed Light Gold | 28 018 979-27 0010 |
|---|--|-----------------------|


Required miscellaneous

| | | |
|---|---|---------------|
|  | Hand shower - Brushed Light Gold | 28 018 979-27 |
|---|---|---------------|

Required miscellaneous

| | | |
|---|--|-----------------------|
|  | Hand shower FlowReduce - Brushed Light Gold | 28 012 979-27 0010 |
|---|--|-----------------------|


Required miscellaneous

| | | |
|---|---|---------------|
|  | Hand shower - Brushed Light Gold | 28 017 979-27 |
|---|---|---------------|

Required miscellaneous

| | | |
|---|---|---------------|
|  | Hand shower - Brushed Light Gold | 28 012 979-27 |
|---|---|---------------|

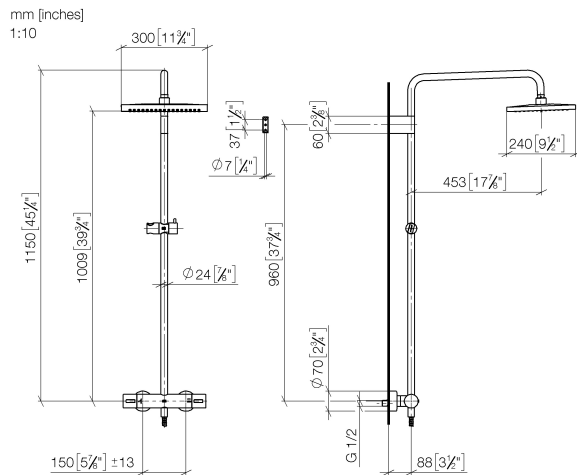
Required miscellaneous

| | | |
|---|---|---------------|
|  | Hand shower - Brushed Light Gold | 28 016 979-27 |
|---|---|---------------|

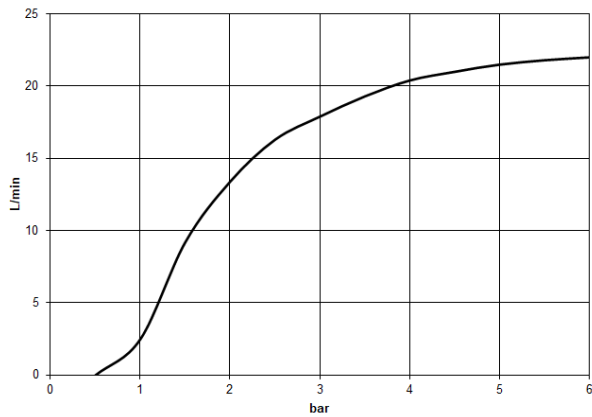
Required miscellaneous

| | | |
|---|--|-----------------------|
|  | Hand shower FlowReduce - Brushed Light Gold | 28 016 979-27 0010 |
|---|--|-----------------------|

ST 050 306 0980



Flow rate chart



Certificates

WRAS_2204

LGA_38



SERIES SPECIFIC Showerpipe with shower thermostat - Brushed Light Gold

IMO

ST 050 306 0980

Codes & Standards

DIN 4109

ISO 3822

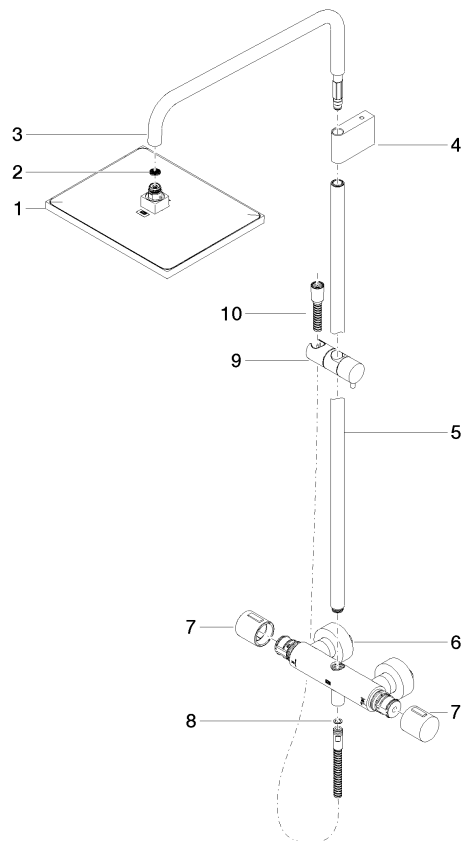
Scottish Water
Byelaws

UK Water Supply
Regulations

Ü-Zeichen

Product version from 6/1/2024

Parts for other
finishes can be found
here: [Chrome](#)





SERIES SPECIFIC Showerpipe with shower thermostat - Brushed Light Gold

IMO

ST 050 306 0980

Spare parts list

Product version from 6/1/2024

| No. | Item Number | Name | Quantity used | Delivery time |
|-----|--------------------|--------|---------------|---------------|
| | 04 12 05 063 00-27 | shower | 11 | 60 |