

WATER SHEET Cascade spout for wall mounting - Brushed Champagne (22kt Gold) SERIES-VARIOUS

13 415 979 Product version from 10/1/2023



- CASCADE, max. flow rate 26.5 l/min (at 3 bar)
- Function from: l/min

Technical data:

- cover plate 240 x 60 mm
- 150mm projection
- 1/2" connection
- plug-link mounting

	Brushed Champagne (22kt Gold)	13 415 979-46
	Chrome	13 415 979-00
	Brushed Platinum	13 415 979-06
	Platinum	13 415 979-08
	Dark Chrome	13 415 979-19
	Light Gold	13 415 979-26
	Brushed Light Gold	13 415 979-27
	Brushed Durabronze (23kt Gold)	13 415 979-28
	Matte Black	13 415 979-33
	Brushed Dark Brass	13 415 979-39
	Brushed Bronze	13 415 979-42
	Champagne (22kt Gold)	13 415 979-47
	Brushed Chrome	13 415 979-93
	Brushed Dark Platinum	13 415 979-99

Recommended miscellaneous



- Concealed wall elbow -**
- max. recess depth 163 mm
 - min. recess depth 90 mm

35 085 970 90

Recommended miscellaneous

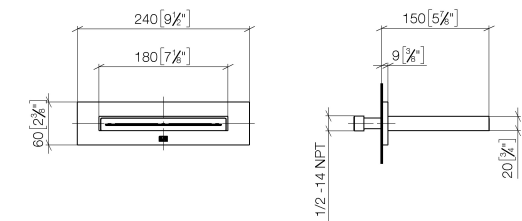


- Concealed wall elbow -**
- max. recess depth 163 mm
 - min. recess depth 90 mm

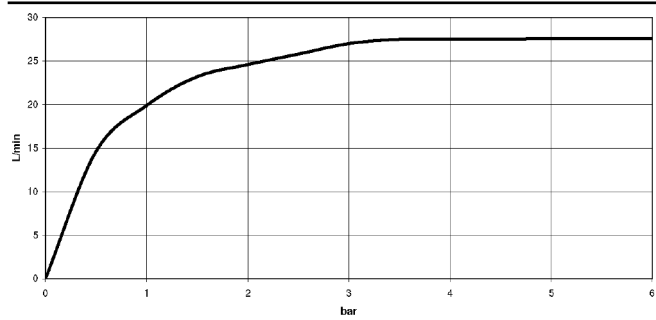
35 085 970 90

WATER SHEET Cascade spout for wall mounting - Brushed Champagne (22kt Gold) **SERIES-VARIOUS**

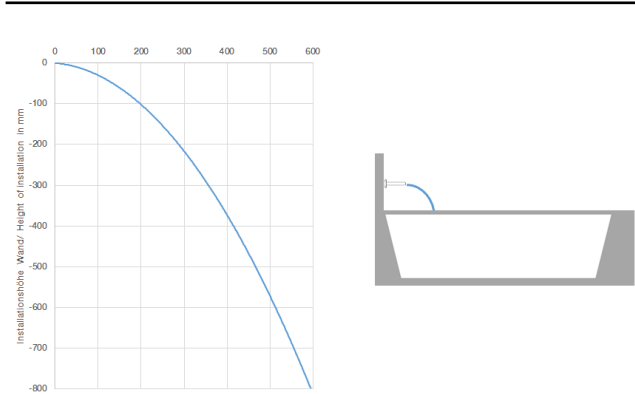
13 415 979 Product version from 10/1/2023
mm [inches]



Flow rate chart



Trajectory diagram



Codes & Standards

ASME A112.18.1	cUPC	Scottish Water Byelaws	UK Water Supply Regulations
----------------	------	---------------------------	--------------------------------



WATER SHEET Cascade spout for wall mounting - Brushed Champagne (22kt Gold) SERIES-VARIOUS

13 415 979 Product version from 10/1/2023

Certificates and sustainability

WRAS_2306

IAPMO_4976

WATER SHEET Cascade spout for wall mounting - Brushed Champagne (22kt Gold) SERIES-VARIOUS

13 415 979 Product version from 10/1/2023



Spare parts list

No.	Item Number	Name	Quantity used	Delivery time
11	90 29 03 059 00 90	insert	1.00	2
1	09 23 01 057 90	flow reducer	1.00	2
10	09 11 78 003 20-46	spout	1.00	30
5	09 17 97 059 90	holder	1.00	2
9	09 27 78 031-46	rosette	1.00	30
6	09 31 11 036 90	pin	2.00	2
4	04 30 31 024 01 90	fixing set	1.00	2
3	09 14 03 134 90	seal	1.00	2
8	09 24 03 214 90	nipple	2.00	2
7	09 31 11 040 90	pin	2.00	2
2	90 24 03 213 00 90	connection	1.00	2