

**WATER FALL Cascade spout with individual jets for wall mounting - Matte Black**

IMO

13 425 979



- 22mm projection
- PEARLSTREAM
- plate 240 mm x 60 mm
- connection 1/2", for shortening
- plug-link mounting
- Max. flow rate 9.5 l/min (at 3 bar)

Fits: IMO, LULU, MADISON, MEM, TARA, CL.1, LISSÉ, VAIA, META, CYO

|                                                                                     |                                   |               |
|-------------------------------------------------------------------------------------|-----------------------------------|---------------|
|    | Matte Black                       | 13 425 979-33 |
|    | Chrome                            | 13 425 979-00 |
|    | Brushed Platinum                  | 13 425 979-06 |
|    | Platinum                          | 13 425 979-08 |
|    | Dark Chrome                       | 13 425 979-19 |
|    | Light Gold                        | 13 425 979-26 |
|    | Brushed Light Gold                | 13 425 979-27 |
|    | Brushed Durabronze<br>(23kt Gold) | 13 425 979-28 |
|    | Brushed Bronze                    | 13 425 979-42 |
|   | Brushed Champagne (22kt Gold)     | 13 425 979-46 |
|  | Champagne (22kt Gold)             | 13 425 979-47 |
|  | Brushed Chrome                    | 13 425 979-93 |
|  | Brushed Dark Platinum             | 13 425 979-99 |

**Recommended miscellaneous**



- Concealed wall elbow -**
- max. recess depth 163 mm
  - min. recess depth 90 mm

35 085 970 90

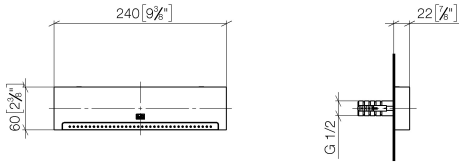
**Recommended miscellaneous**



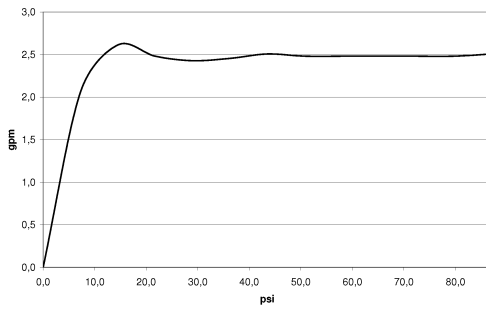
- Concealed wall elbow -**
- max. recess depth 163 mm
  - min. recess depth 90 mm

35 085 970 90

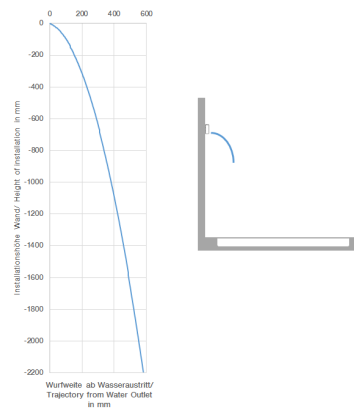
13 425 979  
mm [inches]



Flow rate chart



Trajectory diagram



Certificates

LGA\_19935.

IAPMO\_4976 (6).

13 425 979



### Spare parts list

| No. | Item Number        | Name       | Quantity used | Delivery time |
|-----|--------------------|------------|---------------|---------------|
| 1   | 04 30 31 024 01 90 | fixing set | 1             | 2             |
| 2   | 09 14 05 009 90    | seal       | 1             | 2             |
| 3   | 09 17 97 053 90    | holder     | 1             | 2             |
| 4   | 90 24 03 199 00 90 | connection | 1             | 2             |
| 5   | 90 31 20 087 00-33 | plug       | 1             | 30            |
| 6   | 09 31 11 144 90    | pin        | 2             | 2             |
| 7   | 09 17 01 185 20-33 | spout      | 1             | 30            |
| 8   | 90 29 03 071 00 90 | insert     | 1             | 2             |