


META Bath spout without diverter for free-standing assembly - Chrome

META

13 672 661 Product version up to 5/27/2021



- 282mm projection
- circular normal flow
- total height 811 - 881 mm
- height up to aerator 671 – 741 mm
- slide-on rosettes Ø 135 mm
- max. flow 28.6 l/min at 3 bar flow pressure
- WRAS

	Chrome	13 672 661-00
	Brushed Platinum	13 672 661-06
	Dark Chrome	13 672 661-19
	Light Gold	13 672 661-26
	Brushed Light Gold	13 672 661-27
	Matte Black	13 672 661-33
	Brushed Dark Brass	13 672 661-39
	Brushed Bronze	13 672 661-42
	Brushed Champagne (22kt Gold)	13 672 661-46
	Champagne (22kt Gold)	13 672 661-47
	Brushed Chrome	13 672 661-93
	Brushed Dark Platinum	13 672 661-99

Required miscellaneous

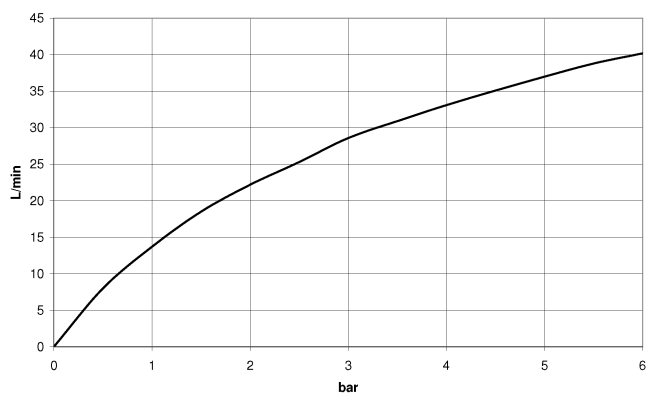


- Concealed floor mounting -**
- max. recess depth 150 mm
 - min. recess depth 80 mm

35 945 970 90



Flow rate chart



Codes & Standards

ASME A112.18.1	cUPC	DIN 4109	ISO 3822
----------------	------	----------	----------

Scottish Water Byelaws	UK Water Supply Regulations	Ü-Zeichen
---------------------------	--------------------------------	-----------



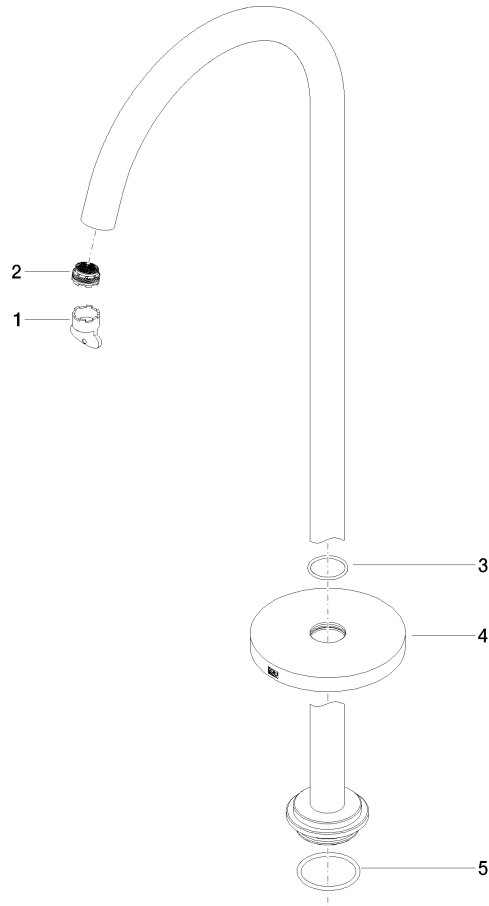
META Bath spout without diverter for free-standing assembly - Chrome

META

13 672 661 Product version up to 5/27/2021

Certificates and sustainability

LGA_18	WRAS_2001	IAPMO_4976	WRAS_250402
--------	-----------	------------	-------------



Spare parts list

No.	Item Number	Name	Quantity used	Delivery time
4	09 27 85 003-00	rosette	1.00	10
3	09 14 10 101 90	seal	1.00	2
1	04 30 09 027 00 90	key	1.00	2
2	09 29 03 127 90	aerator	1.00	60
5	09 14 10 084 90	seal	1.00	2