

Deck valve clockwise closing hot - Brushed Platinum








CL.1

20 000 715

- hole diameter 32 mm
- rosette 60 x 60 mm
- with hot marking

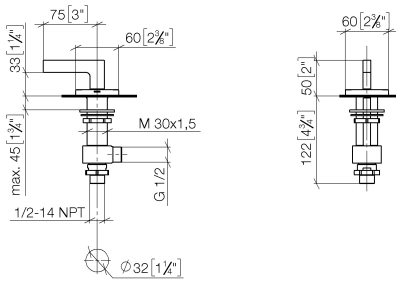


Fits: CL.1, CYO

|   |                                |               |
|---|--------------------------------|---------------|
|  | Brushed Platinum               | 20 000 715-06 |
|  | Chrome                         | 20 000 715-00 |
|  | Dark Chrome                    | 20 000 715-19 |
|  | Brushed Durabronze (23kt Gold) | 20 000 715-28 |
|  | Brushed Champagne (22kt Gold)  | 20 000 715-46 |
|  | Champagne (22kt Gold)          | 20 000 715-47 |
|  | Brushed Dark Platinum          | 20 000 715-99 |

20 000 715

mm [inches]



Flow rate chart

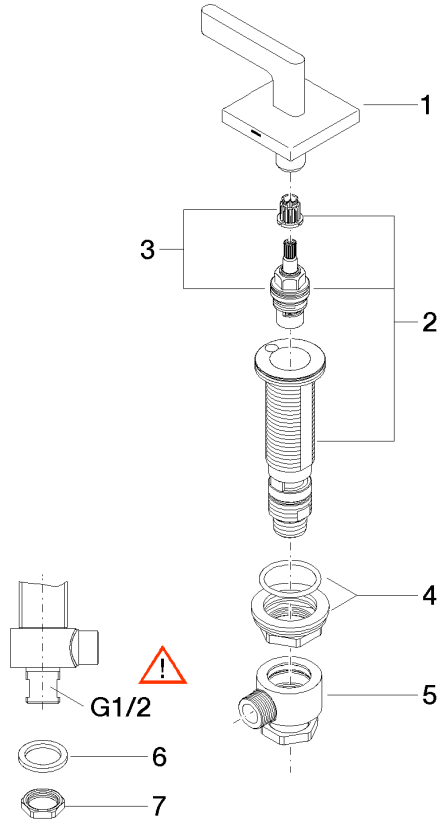


Certificates

IAPMO\_4976 (5). LGA\_28688.

20 000 715

Parts for other finishes can be found here: [Chrome](#)



Spare parts list

| No. | Item Number        | Name           | Quantity used | Delivery time |
|-----|--------------------|----------------|---------------|---------------|
| 1   | 90 20 70 057 00-06 | handle ( hot ) | 1             | 10            |
| 2   | 04 17 11 058 33 90 | side panel     | 1             | 2             |
| 3   | 90 90 03 133 00 90 | top            | 1             | 2             |
| 4   | 04 23 10 032 78 90 | fixing set     | 1             | 2             |
| 5   | 04 17 11 023 10 90 | distributor    | 1             | 2             |
| 6   | 09 30 11 059 90    | disc           | 1             | 2             |
| 7   | 09 23 10 012 90    | nut            | 1             | 2             |