

TARA Bath mixer for wall mounting with hand shower set - Chrome

TARA

25 133 892 Product version up to 5/27/2021



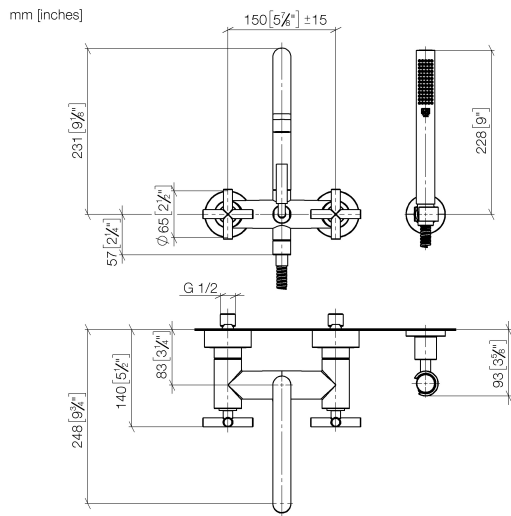
- spout: circular, air-enriched flow
- max. flow 22 l/min at 3 bar flow pressure
- Hand shower: COMPACT RAIN, max. flow rate 6.8 l/min (at 3 bar)
- complete hand shower set with anti-scale system
- 240mm projection
- rotary diverter for bath/shower
- slide-on rosettes Ø 65 mm
- rosette for shower holder Ø 50mm
- 1/2" connection
- gauge 150 mm - 15 mm
- metal shower hose 1250mm with integrated anti-twist protection
- WRAS

Intrinsic protection against back flow.

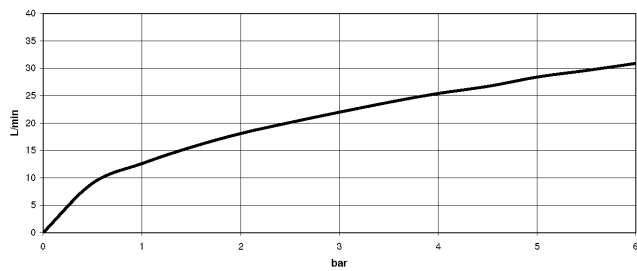
Stand pipes combination possible on request (special production).

	Chrome	25 133 892-00
	Brushed Platinum	25 133 892-06
	Platinum	25 133 892-08
	Dark Chrome	25 133 892-19
	Brushed Durabrass (23kt Gold)	25 133 892-28
	Matte Black	25 133 892-33
	Brushed Champagne (22kt Gold)	25 133 892-46
	Champagne (22kt Gold)	25 133 892-47
	Brushed Chrome	25 133 892-93
	Brushed Dark Platinum	25 133 892-99

25 133 892 Product version up to 5/27/2021



Flow rate chart



Codes & Standards

DIN 4109

EN 1717

ISO 3822

Scottish Water
Byelaws

UK Water Supply
Regulations

Ü-Zeichen



TARA Bath mixer for wall mounting with hand shower set - Chrome

TARA

25 133 892 Product version up to 5/27/2021

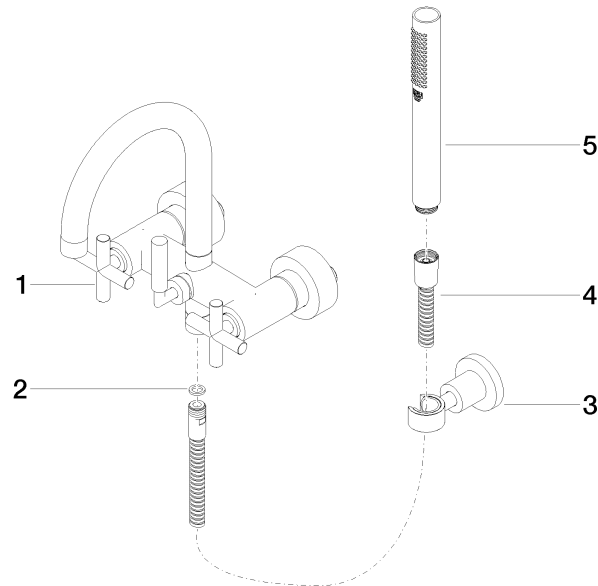
Certificates and sustainability

WRAS_2210

LGA_18

Belgaqua_21-026-2

Parts for other
finishes can be found
here: Brushed
Platinum



Spare parts list

No.	Item Number	Name	Quantity used	Delivery time
1	25 100 892-00	TARA Bath mixer for wall mounting - Chrome	1.00	-
Spare part can no longer be ordered, please order the replacement item				
4	90 30 02 072 00-00	Metal shower hose 1/2" x 3/8" x 1250 mm - Chrome	1.00	10
3	28 050 892-00	TARA Wall bracket - Chrome	1.00	10
2	90 14 20 026 00 90	seal	1.00	2
5	90 12 11 140 41-00	shower	1.00	10