






- spout: circular, air-enriched flow
- max. flow 21.5 l/min at 3 bar flow pressure
- Hand shower: COMPACT RAIN, max. flow rate 6.8 l/min (at 3 bar)
- complete hand shower set with anti-scale system
- 220mm projection
- automatic bath/shower diverter
- height of mixer 347 mm
- height up to aerator 244 mm
- hole diameter valve 32 mm
- hole diameter spout 32 mm
- hole diameter for complete hand shower set 32 mm
- rosette for complete hand shower set Ø 60mm
- rosette for spout Ø 60mm
- rosette for deck valve Ø 60mm
- metal shower hose 1750mm with integrated anti-twist protection
- WRAS

Intrinsic protection against back flow.

	Platinum	27 522 809-08
	Chrome	27 522 809-00
	Brushed Platinum	27 522 809-06
	Dark Chrome	27 522 809-19
	Brushed Durabronze (23kt Gold)	27 522 809-28
	Brushed Dark Brass	27 522 809-39
	Brushed Bronze	27 522 809-42
	Brushed Champagne (22kt Gold)	27 522 809-46
	Champagne (22kt Gold)	27 522 809-47
	Brushed Dark Platinum	27 522 809-99



VAIA Five-hole bath mixer for deck mounting with diverter - Platinum

VAIA

27 522 809 Product version from 3/13/2017

Certificates and sustainability

IAPMO_4976

Belgaqua_22_278_2 WRAS_2310

LGA_29

Parts for other
finishes can be found
here: [Chrome](#)



Spare parts list

No.	Item Number	Name	Quantity used	Delivery time
1	27 702 809-08	VAIA Hand shower set for bath rim or tile edge installation - Platinum	1.00	40
4	13 612 809-08	VAIA Bath spout without diverter for deck mounting - Platinum	1.00	-
Spare part can no longer be ordered, please order the replacement item				
3	20 000 808-08	VAIA Deck valve clockwise closing hot - Platinum	1.00	-
Spare part can no longer be ordered, please order the replacement item				
2	29 140 809-08	VAIA Two-way diverter for bath rim or tile edge installation - Platinum	1.00	40
5	20 000 809-08	VAIA Deck valve clockwise closing cold - Platinum	1.00	-
Spare part can no longer be ordered, please order the replacement item				