

META Hand shower set FlowReduce - Champagne (22kt Gold)



























META

27 805 625 Product version from 5/15/2020



- COMPACT RAIN, max. flow rate 6.8 l/min (at 3 bar)
- spray head Ø 100mm
- three settings: normal flow, soft flow, massage flow
- with anti-scale system
- metal shower hose 1250mm with integrated anti-twist protection
- shower holder rosette Ø 55mm
- This product can help a building meet the requirements of Green Building Rating Systems, e.g. LEED®, BREEAM®, DGNB

Intrinsic protection against back flow.

	Champagne (22kt Gold)	27 805 625-47 0010
	Chrome	27 805 625-00
	Chrome	27 805 625-00 0010
	Brushed Platinum	27 805 625-06
	Brushed Platinum	27 805 625-06 0010
	Dark Chrome	27 805 625-19
	Dark Chrome	27 805 625-19 0010
	Light Gold	27 805 625-26 0010
	Light Gold	27 805 625-26
	Brushed Light Gold	27 805 625-27 0010
	Brushed Light Gold	27 805 625-27
	Brushed Durabrass (23kt Gold)	27 805 625-28
	Brushed Durabrass (23kt Gold)	27 805 625-28 0010
	Matte Black	27 805 625-33
	Matte Black	27 805 625-33 0010
	Brushed Dark Brass	27 805 625-39 0010
	Brushed Dark Brass	27 805 625-39
	Brushed Bronze	27 805 625-42
	Brushed Bronze	27 805 625-42 0010
	Brushed Champagne (22kt Gold)	27 805 625-46
	Brushed Champagne (22kt Gold)	27 805 625-46 0010
	Champagne (22kt Gold)	27 805 625-47
	Brushed Chrome	27 805 625-93
	Brushed Chrome	27 805 625-93 0010
	Brushed Dark Platinum	27 805 625-99 0010
	Brushed Dark Platinum	27 805 625-99



META Hand shower set FlowReduce - Champagne (22kt Gold)

META

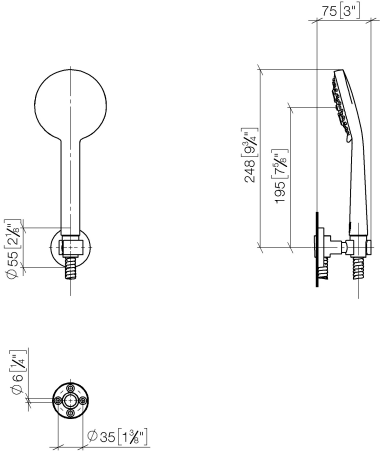
27 805 625 Product version from 5/15/2020

Recommended miscellaneous



Wall elbow - Champagne (22kt Gold) 28 450 625-47

mm [inches]



Codes & Standards			
ASME A112.18.1	cUPC	DIN 4109	ISO 3822

Ü-Zeichen

Certificates and sustainability	
LGA_29	IAPMO_4976 (

Parts for other
finishes can be found
here: [Chrome](#)

