

Affusion pipe with cover plate - Platinum

IMO










27 838 979



Fits: IMO, MEM, CL.1, CYO

- LAMINAR FLOW, max. flow rate 15 l/min (at 3 bar)
- 3/8" shower outlet
- cover plate 240 x 60 mm
- metal shower hose 1250mm with integrated anti-twist protection
- 1/2" connection
- plug-link mounting

Intrinsic protection against back flow.

| | | |
|---|-----------------------------------|---------------|
|  | Platinum | 27 838 979-08 |
|  | Chrome | 27 838 979-00 |
|  | Brushed Platinum | 27 838 979-06 |
|  | Dark Chrome | 27 838 979-19 |
|  | Brushed Light Gold | 27 838 979-27 |
|  | Brushed Durabronze (23kt Gold) | 27 838 979-28 |
|  | Matte Black | 27 838 979-33 |
|  | Brushed Chrome | 27 838 979-93 |
|  | Brushed Dark Platinum | 27 838 979-99 |

Recommended miscellaneous



Concealed wall elbow -

35 085 970 90

- max. recess depth 163 mm
- min. recess depth 90 mm

27 838 979

mm [inches]



Flow rate chart



Certificates

Belgaqua_21-023- LGA_38675.
27_8.

27 838 979



Spare parts list

| No. | Item Number | Name | Quantity used | Delivery time |
|-----|--------------------|--|---------------|---------------|
| 1 | 04 12 11 073 01-08 | spout | 1 | 40 |
| 2 | 90 30 02 072 00-08 | Metal shower hose 1/2" x 3/8" x 1250 mm - Platinum | 1 | 40 |
| 3 | 09 16 01 014 90 | ring | 1 | 2 |
| 4 | 09 23 01 046 90 | back-flow preventer | 1 | 2 |
| 5 | 90 24 03 212 00 90 | nipple | 1 | 2 |
| 6 | 09 14 10 008 90 | seal | 1 | 2 |
| 7 | 09 31 11 026 90 | pin | 2 | 2 |
| 8 | 09 14 03 127 90 | seal | 1 | 2 |
| 9 | 09 11 03 046-08 | connection | 1 | 40 |
| 10 | 90 31 11 004 00 90 | pin | 1 | 2 |
| 11 | 90 14 10 077 00 90 | seal | 1 | 2 |
| 12 | 09 24 03 107 20 90 | nipple | 1 | 2 |
| 13 | 90 21 02 069 00-08 | cover | 1 | 40 |
| 14 | 90 14 20 026 00 90 | seal | 1 | 2 |
| 15 | 90 31 11 112 00 90 | pin | 1 | 2 |
| 16 | 09 17 20 044-08 | holder | 1 | 40 |
| 17 | 09 18 40 078 90 | sleeve | 1 | 2 |
| 18 | 05 30 31 025 00 90 | fixing set | 1 | 2 |
| 19 | 09 11 02 133-08 | plate | 1 | 40 |
| 20 | 09 24 03 073 90 | nipple | 1 | 2 |