

Hand shower FlowReduce - Light Gold

IMO



























28 012 979



- Four settings: COMPACT RAIN, COMPACT SOFT FLOW, COMPACT AQUAPRESSURE FLOW, COMPACT CASCADE, max. flow rate 6.8 l/min (at 3 bar)
- with anti-scale system
- spray head Ø 120mm
- 1/2" connection
- This product can help a building meet the requirements of Green Building Rating Systems, e.g. LEED®, BREEAM®, DGNB

Intrinsic protection against back flow.

Fits: IMO, LULU, MADISON, MEM, TARA, CL.1, LISSÉ, VAIA, META, CYO

	Light Gold	28 012 979-26 0010
	Chrome	28 012 979-00
	Chrome	28 012 979-00 0010
	Brushed Platinum	28 012 979-06 0010
	Brushed Platinum	28 012 979-06
	Platinum	28 012 979-08 0010
	Platinum	28 012 979-08
	Dark Chrome	28 012 979-19
	Dark Chrome	28 012 979-19 0010
	Light Gold	28 012 979-26
	Brushed Light Gold	28 012 979-27 0010
	Brushed Light Gold	28 012 979-27
	Brushed Durabrass (23kt Gold)	28 012 979-28
	Brushed Durabrass (23kt Gold)	28 012 979-28 0010
	Matte Black	28 012 979-33 0010
	Matte Black	28 012 979-33
	Brushed Bronze	28 012 979-42 0010
	Brushed Bronze	28 012 979-42
	Brushed Champagne (22kt Gold)	28 012 979-46
	Brushed Champagne (22kt Gold)	28 012 979-46 0010
	Champagne (22kt Gold)	28 012 979-47
	Champagne (22kt Gold)	28 012 979-47 0010
	Brushed Chrome	28 012 979-93
	Brushed Chrome	28 012 979-93 0010
	Brushed Dark Platinum	28 012 979-99 0010
	Brushed Dark Platinum	28 012 979-99



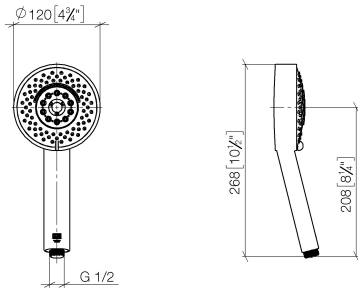
Hand shower FlowReduce - Light Gold

IMO

28 012 979

28 012 979

mm [inches]



Flow rate chart

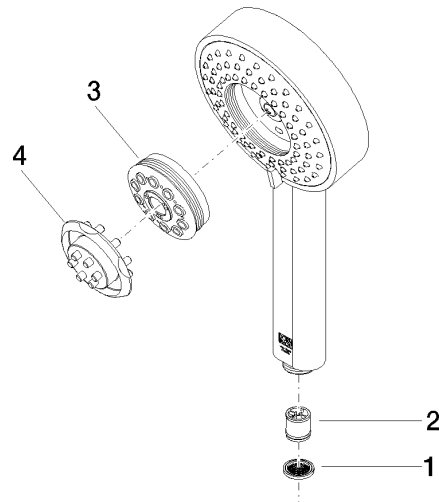


Certificates

LGA_29980.

28 012 979

Parts for other finishes can be found here: [Chrome](#)



Spare parts list

No.	Item Number	Name	Quantity used	Delivery time
1	09 23 01 039 90	sieve	1	2
2	09 23 01 166 90	flow reducer	1	2
3	04 12 11 071 00 90	shower	1	2
4	09 30 09 022 90	key	1	2