

## Hand shower - Champagne (22kt Gold)

IMO



























28 016 979



- Three or five settings: COMPACT RAIN, COMPACT SOFT FLOW, COMPACT AQUAPRESSURE FLOW, max. flow rate 15 l/min (at 3 bar)
- with anti-scale system
- spray head Ø 130 mm
- 1/2" connection

Intrinsic protection against back flow.

Fits: IMO, LULU, MADISON, MEM, TARA, CL.1, LISSÉ, VAIA, META, CYO

|   |                               |                    |
|---|-------------------------------|--------------------|
|    | Champagne (22kt Gold)         | 28 016 979-47      |
|    | Chrome                        | 28 016 979-00      |
|    | Chrome                        | 28 016 979-00 0010 |
|    | Brushed Platinum              | 28 016 979-06      |
|    | Brushed Platinum              | 28 016 979-06 0010 |
|    | Platinum                      | 28 016 979-08 0010 |
|    | Platinum                      | 28 016 979-08      |
|    | Dark Chrome                   | 28 016 979-19      |
|    | Dark Chrome                   | 28 016 979-19 0010 |
|   | Light Gold                    | 28 016 979-26      |
|  | Light Gold                    | 28 016 979-26 0010 |
|  | Brushed Light Gold            | 28 016 979-27 0010 |
|  | Brushed Light Gold            | 28 016 979-27      |
|  | Brushed Durabrass (23kt Gold) | 28 016 979-28      |
|  | Brushed Durabrass (23kt Gold) | 28 016 979-28 0010 |
|  | Matte Black                   | 28 016 979-33 0010 |
|  | Matte Black                   | 28 016 979-33      |
|  | Brushed Bronze                | 28 016 979-42      |
|  | Brushed Bronze                | 28 016 979-42 0010 |
|  | Brushed Champagne (22kt Gold) | 28 016 979-46 0010 |
|  | Brushed Champagne (22kt Gold) | 28 016 979-46      |
|  | Champagne (22kt Gold)         | 28 016 979-47 0010 |
|  | Brushed Chrome                | 28 016 979-93      |
|  | Brushed Chrome                | 28 016 979-93 0010 |
|  | Brushed Dark Platinum         | 28 016 979-99 0010 |
|  | Brushed Dark Platinum         | 28 016 979-99      |



## Hand shower - Champagne (22kt Gold)

---

IMO

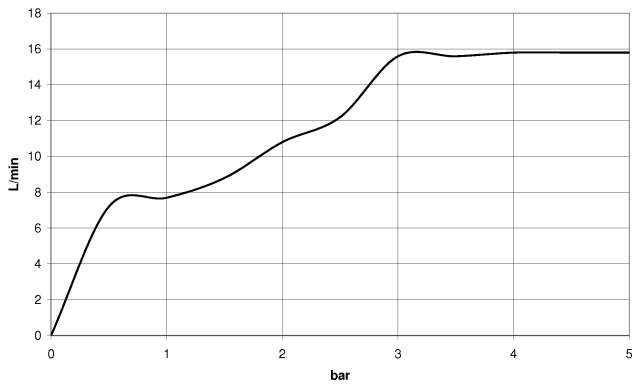
28 016 979

28 016 979

mm [inches]



Flow rate chart



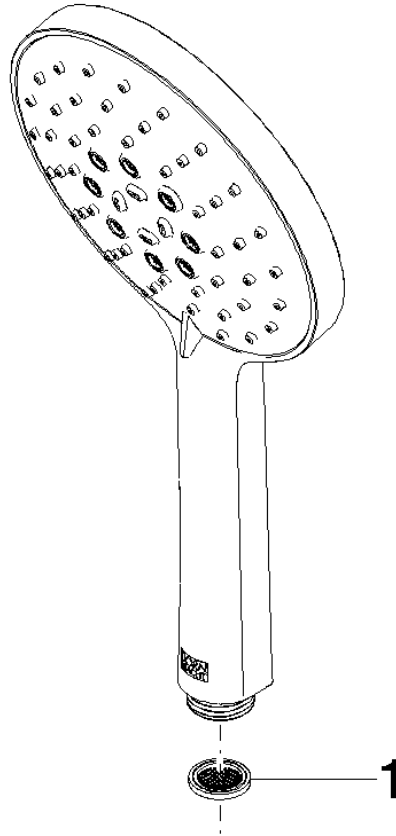
Certificates

DVGW\_DW-  
6517DN0129.

LGA\_29982.

28 016 979

Parts for other finishes can be found here: [Chrome](#)



Spare parts list

| No. | Item Number     | Name  | Quantity used | Delivery time |
|-----|-----------------|-------|---------------|---------------|
| 1   | 09 23 01 039 90 | sieve | 1             | 2             |