

Hand shower FlowReduce - Dark Chrome

IMO



























28 017 979



- COMPACT RAIN, max. flow rate 6.8 l/min (at 3 bar)
- with anti-scale system
- spray head Ø 130 mm
- 1/2" connection
- This product can help a building meet the requirements of Green Building Rating Systems, e.g. LEED®, BREEAM®, DGNB

Intrinsic protection against back flow.

Fits: IMO, LULU, MADISON, MEM, TARA, CL.1, LISSÉ, VAIA, META, CYO

	Dark Chrome	28 017 979-19 0010
	Chrome	28 017 979-00 0010
	Chrome	28 017 979-00
	Brushed Platinum	28 017 979-06
	Brushed Platinum	28 017 979-06 0010
	Platinum	28 017 979-08
	Platinum	28 017 979-08 0010
	Dark Chrome	28 017 979-19
	Light Gold	28 017 979-26 0010
	Light Gold	28 017 979-26
	Brushed Light Gold	28 017 979-27 0010
	Brushed Light Gold	28 017 979-27
	Brushed Durabrass (23kt Gold)	28 017 979-28
	Brushed Durabrass (23kt Gold)	28 017 979-28 0010
	Matte Black	28 017 979-33
	Matte Black	28 017 979-33 0010
	Brushed Bronze	28 017 979-42
	Brushed Bronze	28 017 979-42 0010
	Brushed Champagne (22kt Gold)	28 017 979-46
	Brushed Champagne (22kt Gold)	28 017 979-46 0010
	Champagne (22kt Gold)	28 017 979-47
	Champagne (22kt Gold)	28 017 979-47 0010
	Brushed Chrome	28 017 979-93
	Brushed Chrome	28 017 979-93 0010
	Brushed Dark Platinum	28 017 979-99 0010
	Brushed Dark Platinum	28 017 979-99



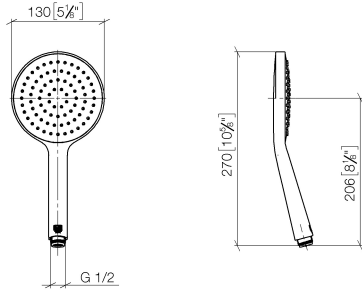
Hand shower FlowReduce - Dark Chrome

IMO

28 017 979

28 017 979

mm [inches]



Flow rate chart



Certificates

DVGW_DW-
6517DN0129.

LGA_29983.

28 017 979

Parts for other
finishes can be found
here: [Chrome](#)

