

28 025 979



- spray head Ø 100mm
- COMPACT RAIN, max. flow rate 5 l/min (at 3 bar)
- with anti-scale system
- 1/2" connection
- This product can help a building meet the requirements of Green Building Rating Systems, e.g. LEED®, BREEAM®, DGNB

Intrinsic protection against back flow.

Fits: IMO, LULU, MADISON, MEM, TARA, CL.1, LISSÉ, VAIA, META, CYO

|  |                                |                    |
|--|--------------------------------|--------------------|
|    | Brushed Dark Platinum          | 28 025 979-99 0010 |
|    | Chrome                         | 28 025 979-00 0010 |
|    | Brushed Platinum               | 28 025 979-06 0010 |
|    | Platinum                       | 28 025 979-08 0010 |
|    | Dark Chrome                    | 28 025 979-19 0010 |
|    | Light Gold                     | 28 025 979-26 0010 |
|    | Brushed Durabronze (23kt Gold) | 28 025 979-28 0010 |
|    | Matte Black                    | 28 025 979-33 0010 |
|   | Brushed Champagne (22kt Gold)  | 28 025 979-46 0010 |
|  | Champagne (22kt Gold)          | 28 025 979-47 0010 |
|  | Brushed Chrome                 | 28 025 979-93 0010 |

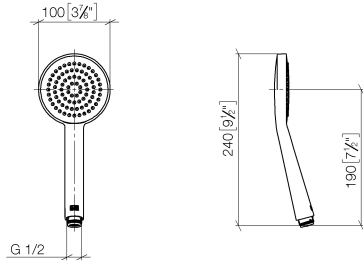


# SERIES-VARIOUS Hand shower - Brushed Dark Platinum

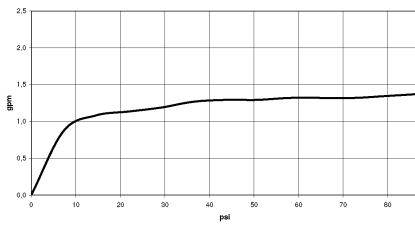
IMO

28 025 979

mm [inches]



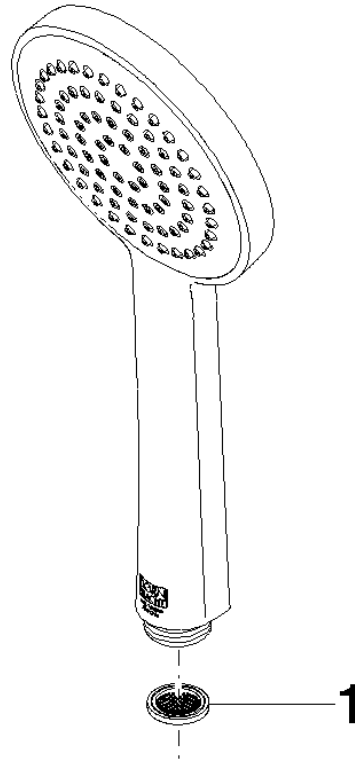
## Flow rate chart



28 025 979

**Product version from 4/1/2023**

Parts for other  
finishes can be found  
here: [Chrome](#)





SERIES-VARIOUS Hand shower - Brushed Dark Platinum

IMO

28 025 979

**Spare parts list**

**Product version from 4/1/2023**

| No. | Item Number     | Name  | Quantity used | Delivery time |
|-----|-----------------|-------|---------------|---------------|
|     | 09 23 01 039 90 | sieve | 1             | 2             |