

MADISON Wall elbow - Durabrass (23kt Gold)







MADISON

28 450 410


Product version up to 7/6/2018



- 1/2" shower outlet
 - rosette Ø 55 mm
 - 1/2" connection
 - WRAS
- Intrinsic protection against back flow.

| | | |
|---|-------------------------------|---------------|
|  | Durabrass (23kt Gold) | 28 450 410-09 |
|  | Chrome | 28 450 410-00 |
|  | Brushed Platinum | 28 450 410-06 |
|  | Platinum | 28 450 410-08 |
|  | Brushed Durabrass (23kt Gold) | 28 450 410-28 |
|  | Brushed Dark Platinum | 28 450 410-99 |

Recommended miscellaneous

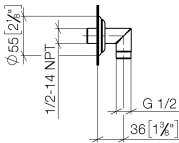
- 

Concealed wall elbow -

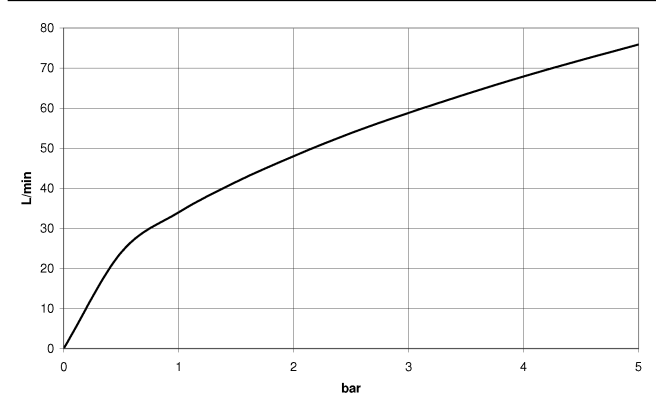
•max. recess depth 163 mm

•min. recess depth 90 mm

35 085 970 90



Flow rate chart



Codes & Standards

| | | |
|---------|---------------------------|--------------------------------|
| EN 1717 | Scottish Water Byelaws | UK Water Supply Regulations |
|---------|---------------------------|--------------------------------|



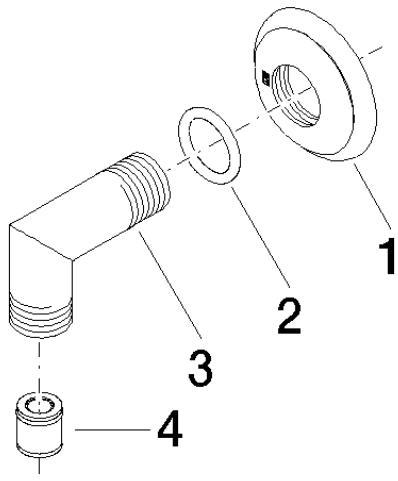
MADISON Wall elbow - Durabrass (23kt Gold)

MADISON

28 450 410 Product version up to 7/6/2018

Certificates and sustainability

Belgaqua_21-381-2 WRAS_240502



Spare parts list

| No. | Item Number | Name | Quantity used | Delivery time |
|-----|--------------------|---------------------|---------------|---------------|
| 3 | 09 11 03 121-09 | connection | 1.00 | 60 |
| 1 | 09 27 35 003-09 | rosette | 1.00 | 40 |
| 2 | 90 14 10 026 00 90 | seal | 1.00 | 2 |
| 4 | 90 23 01 141 00 90 | back-flow preventer | 1.00 | 2 |