













**MADISON Shower head FlowReduce - Durabronss (23kt Gold)**

28 508 360



- 200mm projection
- ball-joint pivotable through 30°
- Three settings: COMPACT RAIN, COMPACT SOFT FLOW, COMPACT AQUAPRESSURE FLOW, max. flow rate 7.6 l/min (at 3 bar)
- with anti-scale system
- spray head Ø 94mm
- rosette Ø 55 mm
- 1/2" connection
- This product can help a building meet the requirements of Green Building Rating Systems, e.g. LEED®, BREEAM®, DGNB

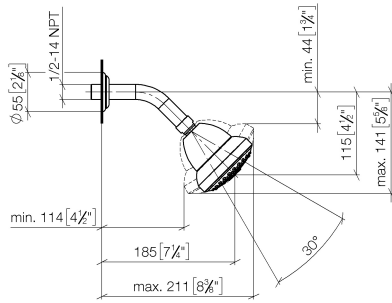
	Durabronss (23kt Gold)	28 508 360-09 0010
	Chrome	28 508 360-00 0010
	Chrome	28 508 360-00
	Brushed Platinum	28 508 360-06 0010
	Brushed Platinum	28 508 360-06
	Platinum	28 508 360-08 0010
	Platinum	28 508 360-08
	Durabronss (23kt Gold)	28 508 360-09
	Brushed Durabronss (23kt Gold)	28 508 360-28 0010
	Brushed Durabronss (23kt Gold)	28 508 360-28
	Brushed Dark Platinum	28 508 360-99 0010
	Brushed Dark Platinum	28 508 360-99



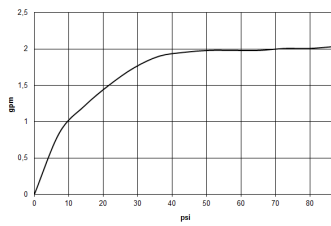
## MADISON Shower head FlowReduce - Durabronz (23kt Gold)

28 508 360

mm [inches]



### Flow rate chart



### Codes & Standards

DIN 4109

ISO 3822

Ü-Zeichen



## MADISON Shower head FlowReduce - Durabronz (23kt Gold)

---

28 508 360

Certificates

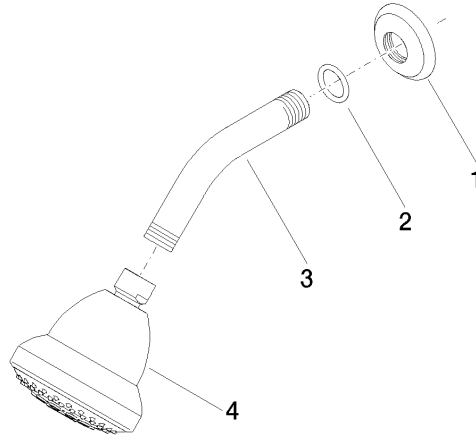
---

LGA\_38

**MADISON Shower head FlowReduce - Durabronz (23kt Gold)**

28 508 360

Parts for other finishes can be found here: [Chrome](#)



**Spare parts list**

No.	Item Number	Name	Quantity used	Delivery time
1	09 27 35 003-09	rosette	1	40
2	90 14 10 026 00 90	seal	1	2
3	09 11 03 011-09	connection	1	60
4	04 12 11 120 01-09	shower	1	40