























Shower head FlowReduce - Brushed Platinum

SERIES SPECIFIC

28 508 980 Product version up to 5/15/2020




- 200mm projection
- ball-joint pivotable through 30°
- Three settings: COMPACT RAIN, COMPACT SOFT FLOW, COMPACT AQUAPRESSURE FLOW, max. flow rate 6.8 l/min (at 3 bar)
- with anti-scale system
- spray head Ø 92mm
- rosette 60 x 60 mm
- 1/2" connection
- This product can help a building meet the requirements of Green Building Rating Systems, e.g. LEED®, BREEAM®, DGNB

	Brushed Platinum	28 508 980-06 0010
	Chrome	28 508 980-00 0010
	Chrome	28 508 980-00
	Brushed Platinum	28 508 980-06
	Platinum	28 508 980-08 0010
	Platinum	28 508 980-08
	Dark Chrome	28 508 980-19 0010
	Dark Chrome	28 508 980-19
	Brushed Light Gold	28 508 980-27 0010
	Brushed Light Gold	28 508 980-27
	Brushed Durabronze (23kt Gold)	28 508 980-28 0010
	Brushed Durabronze (23kt Gold)	28 508 980-28
	Matte Black	28 508 980-33
	Matte Black	28 508 980-33 0010
	Brushed Champagne (22kt Gold)	28 508 980-46 0010
	Brushed Champagne (22kt Gold)	28 508 980-46
	Champagne (22kt Gold)	28 508 980-47 0010
	Champagne (22kt Gold)	28 508 980-47
	Brushed Chrome	28 508 980-93 0010
	Brushed Chrome	28 508 980-93
	Brushed Dark Platinum	28 508 980-99 0010
	Brushed Dark Platinum	28 508 980-99

28 508 980 Product version up to 5/15/2020



Codes & Standards

ASME A112.18.1	cUPC	DIN 4109	EPA WaterSense
ISO 3822	Ü-Zeichen	WaterSense	

Certificates and sustainability

LGA_38	IAPMO_4976	IAPMO_11777
--------	------------	-------------

28 508 980 Product version up to 5/15/2020

Parts for other
 finishes can be found
 here: [Chrome](#)



Spare parts list

No.	Item Number	Name	Quantity used	Delivery time
2	09 31 11 048 90	pin	1.00	2
4	09 11 03 011-06	connection	1.00	10
1	09 27 98 003-06	rosette	1.00	10
5	04 12 11 110 30-06	shower	1.00	10
3	09 14 10 098 90	seal	1.00	2