

**ENO Single-lever mixer Pull-out with spray function - Brushed Champagne (22kt Gold)**










ENO

33 875 760



- 225mm projection
- pivotable spout 130°
- air-enriched flow and spray flow
- height of mixer 254 mm
- height up to aerator 179 mm
- hole diameter 35 mm
- 1600mm metal shower hose
- max. flow 9.6 l/min at 3 bar flow pressure
- lead-free
- This product can help a building meet the requirements of Green Building Rating Systems, e.g. LEED®, BREEAM®, DGNB

Intrinsic protection against back flow.

	Brushed Champagne (22kt Gold)	33 875 760-46
	Chrome	33 875 760-00
	Brushed Platinum	33 875 760-06
	Platinum	33 875 760-08
	Dark Chrome	33 875 760-19
	Brushed Durabronze (23kt Gold)	33 875 760-28
	Champagne (22kt Gold)	33 875 760-47
	Brushed Chrome	33 875 760-93
	Brushed Dark Platinum	33 875 760-99

**Recommended miscellaneous**

**Dispenser without rosette - Brushed Champagne (22kt Gold)** 82 424 970-46



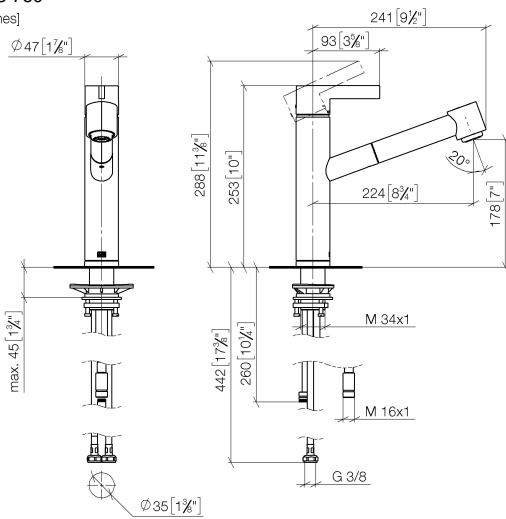
**Recommended miscellaneous**

**Strainer waste with control handle - Brushed Champagne (22kt Gold)** 10 712 970-46

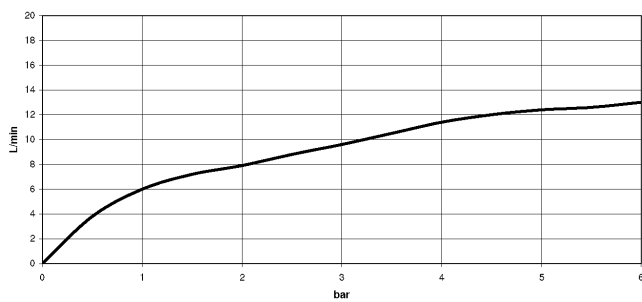


33 875 760

mm [inches]



**Flow rate chart**



**Certificates**

GDV\_0400277.

**ENO Single-lever mixer Pull-out with spray function - Brushed Champagne  
(22kt Gold)**

ENO

33 875 760

Parts for other  
finishes can be found  
here: [Chrome](#)

