


Concealed single-lever mixer with cover plate with integrated shower connection - Brushed Dark Brass

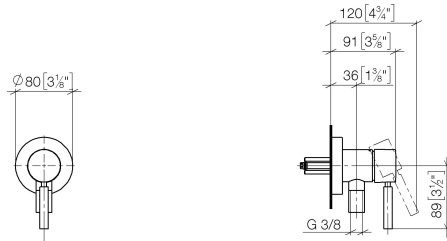
SERIES SPECIFIC

36 046 660	Product version from 4/1/2024		
	<ul style="list-style-type: none"> cover plate Ø 80 mm 		
	Intrinsic protection against back flow.		
			
		<div> <div></div> <div>Brushed Dark Brass</div> </div>	36 046 660-39
		<div> <div></div> <div>Chrome</div> </div>	36 046 660-00
		<div> <div></div> <div>Brushed Platinum</div> </div>	36 046 660-06
		<div> <div></div> <div>Platinum</div> </div>	36 046 660-08
		<div> <div></div> <div>Dark Chrome</div> </div>	36 046 660-19
		<div> <div></div> <div>Brushed Durabrass (23kt Gold)</div> </div>	36 046 660-28
		<div> <div></div> <div>Matte Black</div> </div>	36 046 660-33
		<div> <div></div> <div>Brushed Bronze</div> </div>	36 046 660-42
		<div> <div></div> <div>Brushed Champagne (22kt Gold)</div> </div>	36 046 660-46
		<div> <div></div> <div>Champagne (22kt Gold)</div> </div>	36 046 660-47
		<div> <div></div> <div>Brushed Chrome</div> </div>	36 046 660-93
		<div> <div></div> <div>Brushed Dark Platinum</div> </div>	36 046 660-99

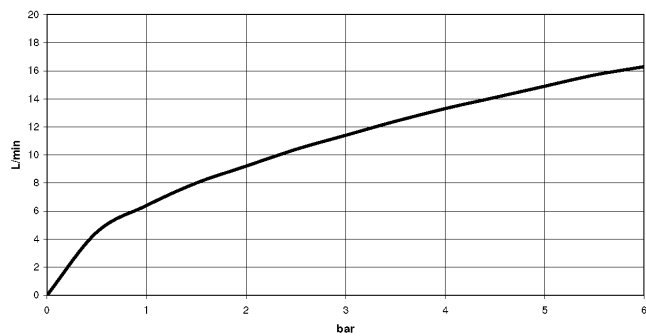
Concealed single-lever mixer with cover plate with integrated shower connection - Brushed Dark Brass

SERIES SPECIFIC

36 046 660 Product version from 4/1/2024
mm [inches]



Flow rate chart



Codes & Standards

DIN 4109

ISO 3822

Ü-Zeichen



Concealed single-lever mixer with cover plate with integrated shower connection - Brushed Dark Brass

SERIES SPECIFIC

36 046 660 Product version from 4/1/2024

Certificates and sustainability

LGA_38

