












## Concealed single-lever mixer with diverter - Brushed Bronze

SERIES SPECIFIC

36 120 660 Product version from 2/20/2020



- automatic diverter
- cover plate Ø 150 mm
- WRAS

	Brushed Bronze	36 120 660-42
	Chrome	36 120 660-00
	Brushed Platinum	36 120 660-06
	Platinum	36 120 660-08
	Dark Chrome	36 120 660-19
	Light Gold	36 120 660-26
	Brushed Light Gold	36 120 660-27
	Brushed Durabronze (23kt Gold)	36 120 660-28
	Matte Black	36 120 660-33
	Brushed Dark Brass	36 120 660-39
	Brushed Champagne (22kt Gold)	36 120 660-46
	Champagne (22kt Gold)	36 120 660-47
	Brushed Chrome	36 120 660-93
	Brushed Dark Platinum	36 120 660-99

### Required miscellaneous



- Concealed single-lever mixer -** 35 020 970 90
- min. recess depth 80 mm
  - max. recess depth 105 mm

### Required miscellaneous



- Concealed single-lever mixer with backflow preventor -** 35 021 970 90
- min. recess depth 80 mm
  - max. recess depth 105 mm

36 120 660 Product version from 2/20/2020

mm [inches]



### Flow rate chart



### Codes & Standards

DIN 4109

ISO 3822

Scottish Water  
Byelaws

UK Water Supply  
Regulations

Ü-Zeichen



Concealed single-lever mixer with diverter - Brushed Bronze

SERIES SPECIFIC

36 120 660    Product version from 2/20/2020

Certificates and sustainability

LGA\_19

WRAS\_2207

