







CL.1 Concealed two-way diverter - Champagne (22kt Gold)

CL.1

36 200 705

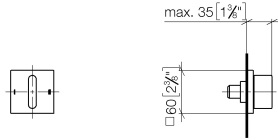
- rotary diverter
- rosette 60 x 60 mm



	Champagne (22kt Gold)	36 200 705-47
	Chrome	36 200 705-00
	Brushed Platinum	36 200 705-06
	Dark Chrome	36 200 705-19
	Brushed Champagne (22kt Gold)	36 200 705-46
	Brushed Dark Platinum	36 200 705-99

36 200 705

mm [inches]



Flow rate chart



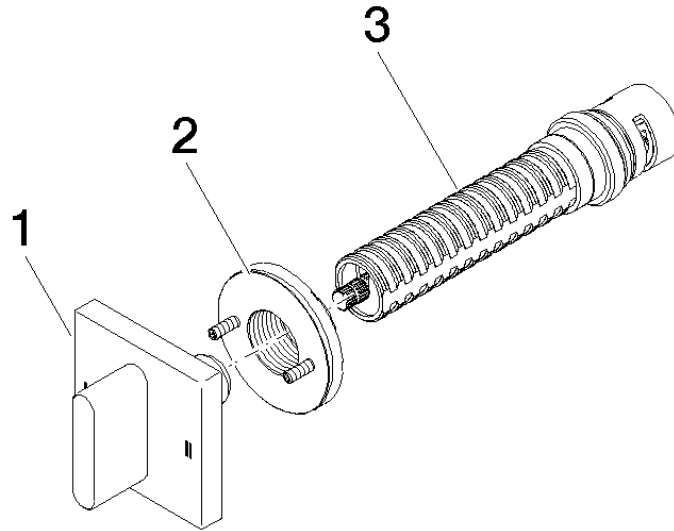
Certificates

LGA_38379.

WRAS_2307045.

36 200 705

Parts for other finishes can be found here: [Chrome](#)



Spare parts list

No.	Item Number	Name	Quantity used	Delivery time
1	90 20 70 051 08-47	handle	1	30
2	90 21 02 181 00 90	disc	1	2
3	90 90 03 304 10 90	diverter	1	2