


TARA Concealed thermostat with one function volume control - Matte Black
TARA


36 425 892
Product version from 5/1/2022




- cover plate Ø 150 mm
- temperature control handle with safety limit stop at 38°C
- hot water temperature limiter, can be preset
- WRAS

	Matte Black	36 425 892-33
	Chrome	36 425 892-00
	Brushed Platinum	36 425 892-06
	Platinum	36 425 892-08
	Dark Chrome	36 425 892-19
	Brushed Durabrass (23kt Gold)	36 425 892-28
	Brushed Dark Brass	36 425 892-39
	Brushed Bronze	36 425 892-42
	Brushed Champagne (22kt Gold)	36 425 892-46
	Champagne (22kt Gold)	36 425 892-47
	Brushed Chrome	36 425 892-93
	Brushed Dark Platinum	36 425 892-99

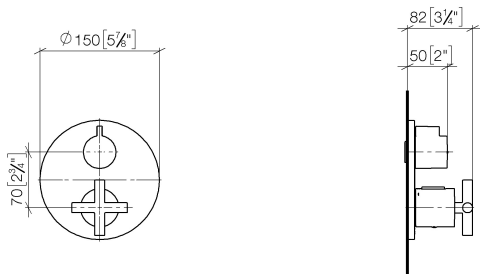
Required miscellaneous

	<b>Concealed thermostat -</b> •max. recess depth 136 mm •min. recess depth 80 mm	35 425 970 90
---	--	---------------

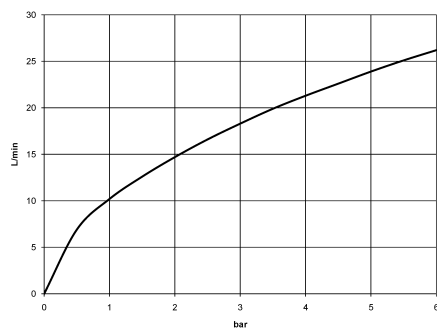
Required miscellaneous

	<b>Concealed thermostat with built-in isolators -</b> •min. recess depth 80 mm •max. recess depth 136 mm	35 426 970 90
---	--	---------------

mm [inches]



### Flow rate chart



### Codes & Standards

DIN 4109	EN 1111	ISO 3822	Scottish Water Byelaws
UK Water Supply Regulations	Ü-Zeichen	VA-Zeichen	



TARA Concealed thermostat with one function volume control - Matte Black

TARA

36 425 892    Product version from 5/1/2022

Certificates and sustainability

LGA_19	ETA_20	LGA_19	WRAS_250402
--------	--------	--------	-------------



## Spare parts list

No.	Item Number	Name	Quantity used	Delivery time
24	09 28 10 189 90	regulator	1.00	2
6	09 20 67 006-33	handle	1.00	30
14	09 31 11 134 90	pin	1.00	2
17	09 30 01 296 90	disc	1.00	2
16	09 30 30 157 90	screw	4.00	2
13	09 12 12 051-33	base	1.00	30
5	90 12 12 002 00 90	fixing cap	1.00	2
2	09 12 12 053-33	base	1.00	30
7	90 17 33 022 00-33	handle	1.00	30
1	90 90 03 166 00 90	top	1.00	2
15	09 11 02 242-33	plate	1.00	30
10	09 12 12 054 90	base	1.00	2
23	09 28 10 188 90	regulator	1.00	2
22	90 15 02 013 00 90	cartridge	1.00	2
18	90 30 01 190 00 90	disc	1.00	2
21	09 24 04 257 90	nut	2.00	2
11	09 28 10 187 90	regulator	1.00	2
20	90 18 40 077 01 90	spindle	2.00	2
9	90 12 12 052 00 90	base	1.00	2
4	90 23 30 023 00 90	nut	2.00	2
8	90 30 30 124 00 90	screw	1.00	2
3	04 29 06 111 01-00	spindle	1.00	10
19	90 23 01 124 00 90	sleeve	2.00	2
12	04 29 06 024 01-00	spindle	1.00	10