












36 607 660



- rosette Ø 60 mm
- head part with cut-to-length spindle and sleeve

	Light Gold	36 607 660-26
	Chrome	36 607 660-00
	Brushed Platinum	36 607 660-06
	Platinum	36 607 660-08
	Dark Chrome	36 607 660-19
	Brushed Light Gold	36 607 660-27
	Matte Black	36 607 660-33
	Brushed Bronze	36 607 660-42
	Brushed Champagne (22kt Gold)	36 607 660-46
	Champagne (22kt Gold)	36 607 660-47
	Brushed Chrome	36 607 660-93
	Brushed Dark Platinum	36 607 660-99

36 607 660

