







CL.1 Wall valve anti-clockwise closing hot 1/2" - Brushed Champagne (22kt Gold)

CL.1

36 607 707	Product version from 10/14/2020		
	<ul style="list-style-type: none"> • rosette 60 x 60 mm • with hot marking • head part with cut-to-length spindle and sleeve • WRAS 	<div>  <div> <div>Brushed Champagne (22kt Gold)</div> <div>36 607 707-46</div> </div> </div>	
		<div>  <div> <div>Chrome</div> <div>36 607 707-00</div> </div> </div>	
		<div>  <div> <div>Brushed Platinum</div> <div>36 607 707-06</div> </div> </div>	
		<div>  <div> <div>Dark Chrome</div> <div>36 607 707-19</div> </div> </div>	
		<div>  <div> <div>Champagne (22kt Gold)</div> <div>36 607 707-47</div> </div> </div>	
		<div>  <div> <div>Brushed Dark Platinum</div> <div>36 607 707-99</div> </div> </div>	

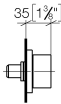




CL.1 Wall valve anti-clockwise closing hot 1/2" - Brushed Champagne (22kt Gold)

CL.1

36 607 707 Product version from 10/14/2020
mm [inches]



Codes & Standards

ASME A112.18.1	cUPC	DIN 4109	ISO 3822
Scottish Water Byelaws	UK Water Supply Regulations	Ü-Zeichen	

Certificates and sustainability

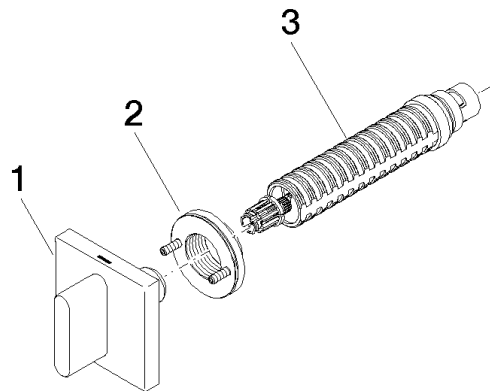
LGA_29	WRAS_2010	IAPMO_4976 (
--------	-----------	--------------

CL.1 Wall valve anti-clockwise closing hot 1/2" - Brushed Champagne (22kt Gold)

CL.1

36 607 707 Product version from 10/14/2020

Parts for other finishes can be found here: [Chrome](#)



Spare parts list

No.	Item Number	Name	Quantity used	Delivery time
2	90 21 02 108 00 90	disc	1.00	2
3	90 90 03 142 00 90	top	1.00	2
1	90 20 70 051 03-46	handle (hot)	1.00	30