

Wall valve anti-clockwise closing hot 1/2" - Brushed Dark Platinum







CL.1

36 607 717



- rosette 60 x 60 mm
- with hot marking
- head part with cut-to-length spindle and sleeve

Fits: CL.1, CYO

	Brushed Dark Platinum	36 607 717-99
	Chrome	36 607 717-00
	Brushed Platinum	36 607 717-06
	Brushed Durabronze (23kt Gold)	36 607 717-28
	Brushed Champagne (22kt Gold)	36 607 717-46
	Champagne (22kt Gold)	36 607 717-47

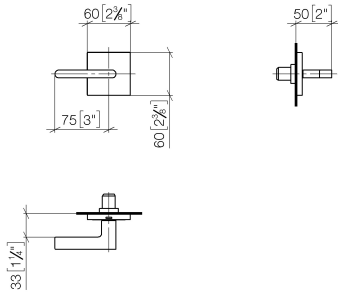
Required miscellaneous



- Wall valve 1/2" -** 35 607 970 90
- max. recess depth 150 mm
 - min. recess depth 105 mm

36 607 717

mm [inches]



Certificates

DVGW_DW-
6501DN0116.

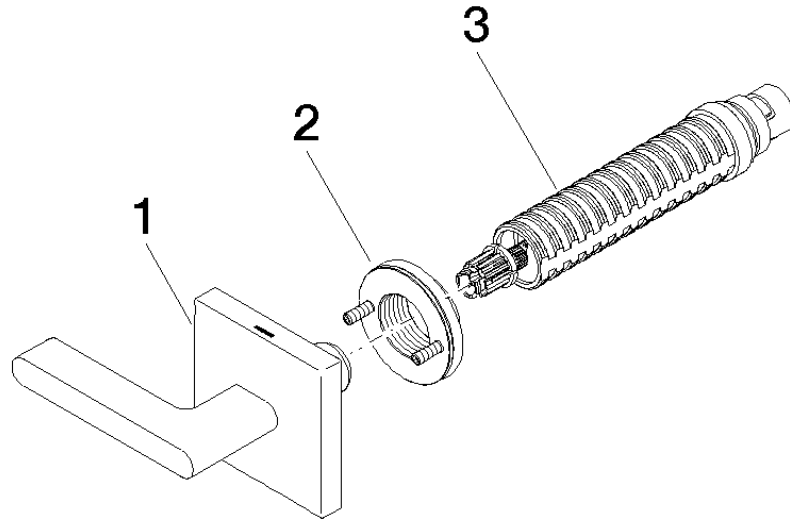
IAPMO_4976 (1).

LGA_29931.

WRAS_2010066.

LGA_29932.

36 607 717



Spare parts list

No.	Item Number	Name	Quantity used	Delivery time
1	90 20 70 057 05-99	handle (hot)	1	30
2	90 21 02 108 00 90	disc	1	2
3	90 90 03 142 00 90	top	1	2