









## MEM Wall-mounted single-lever basin mixer without pop-up waste - Brushed Champagne (22kt Gold)

MEM

36 861 782



- 207mm projection
- fixed spout
- rectangular, air-enriched flow
- hole diameter spout 37 mm
- hole diameter single-lever mixer 57 mm
- rosette for spout 80 x 60mm
- rosette for mixer 80 x 80mm
- max. flow 5.7 l/min
- lead-free
- This product can help a building meet the requirements of Green Building Rating Systems, e.g. LEED®, BREEAM®, DGNB
- WRAS

	Brushed Champagne (22kt Gold)	36 861 782-46
	Chrome	36 861 782-00
	Brushed Platinum	36 861 782-06
	Platinum	36 861 782-08
	Dark Chrome	36 861 782-19
	Brushed Durabronze (23kt Gold)	36 861 782-28
	Champagne (22kt Gold)	36 861 782-47
	Brushed Dark Platinum	36 861 782-99

### Required miscellaneous



#### Concealed wall-mounted single-lever mixer mixer on right - 35 816 970 90

- NOTE: Not suitable for concealed installation. Connection by means of angle valves, mounted with screws to back wall.

### Required miscellaneous



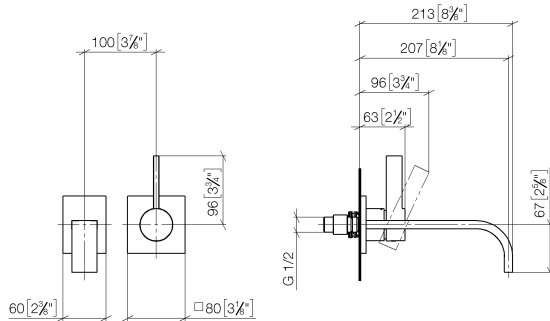
#### Concealed wall-mounted single-lever mixer - 35 860 970 90

- max. recess depth 95 mm
- min. recess depth 80 mm
- mixer can be placed above, to the left or to the right of the spout.

# MEM Wall-mounted single-lever basin mixer without pop-up waste - Brushed Champagne (22kt Gold)

MEM

36 861 782  
mm [inches]



Flow rate chart



## Codes & Standards

DIN 4109

EN 817

ISO 3822

Scottish Water  
Byelaws

UK Water Supply  
Regulations

Ü-Zeichen



MEM Wall-mounted single-lever basin mixer without pop-up waste - Brushed  
Champagne (22kt Gold)

MEM

36 861 782

Certificates and sustainability

LGA_29	DVGW_DW- 6512DN0	WRAS_2107
--------	---------------------	-----------

## MEM Wall-mounted single-lever basin mixer without pop-up waste - Brushed Champagne (22kt Gold)

MEM

36 861 782



### Spare parts list

No.	Item Number	Name	Quantity used	Delivery time
8	09 11 02 288-46	cover	1.00	60
3	04 28 22 149 10-46	spout	1.00	30
5	09 20 78 058-46	handle	1.00	60
9	09 27 78 039-46	rosette	1.00	60
1	09 24 03 072 10 90	nipple	1.00	2
11	90 15 05 064 01 90	cartridge	1.00	2
4	90 29 03 109 00 90	aerator	1.00	2
2	90 27 78 038 00-46	rosette	1.00	30
12	90 30 09 064 00 90	key	1.00	2
6	90 31 11 030 00 90	pin	1.00	2
10	90 14 10 049 00 90	seal	1.00	2
7	90 31 20 109 00 90	plug	1.00	2