

MEM Washstand fitting with electronic opening and closing function without pop-up waste - Platinum







MEM

44 521 782 Product version from 9/1/2025



- 165mm projection
- Infrared sensor technology
- height of mixer 313 mm
- height up to aerator 206 mm
- hole diameter 35 mm
- fixed spout
- max. flow 5.7 l/min
- rectangular, air-enriched flow
- suitable for thermal disinfection
- Automatic shut-off after pre-set time is reached
- Indirect temperature control (undercounter)
- Control box included
- Adjustable sensor detection range
- Battery or plug-in power supply operated (batteries not included)
- 4x AA (1.5V) batteries required
- lead-free
- 1x screw-in M 8 x 1 pressure hose, leak-tested
- This product can help a building meet the requirements of Green Building Rating Systems, e.g. LEED®, BREEAM®, DGNB
- WRAS

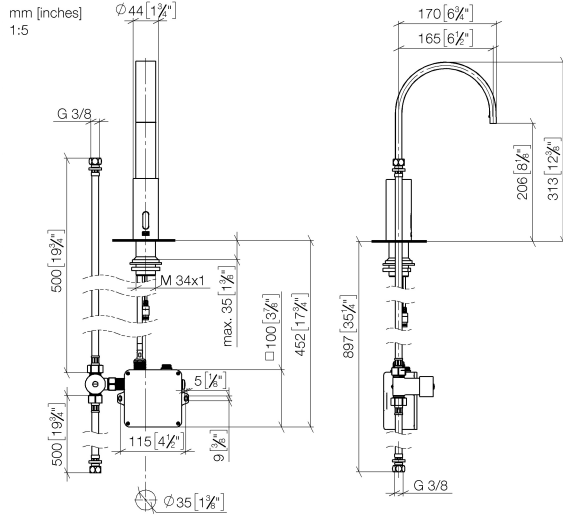
Batteries not included

	Platinum	44 521 782-08
	Chrome	44 521 782-00
	Brushed Platinum	44 521 782-06
	Dark Chrome	44 521 782-19
	Brushed Durabronze (23kt Gold)	44 521 782-28
	Matte Black	44 521 782-33
	Brushed Dark Brass	44 521 782-39
	Champagne (22kt Gold)	44 521 782-47
	Brushed Chrome	44 521 782-93
	Brushed Dark Platinum	44 521 782-99

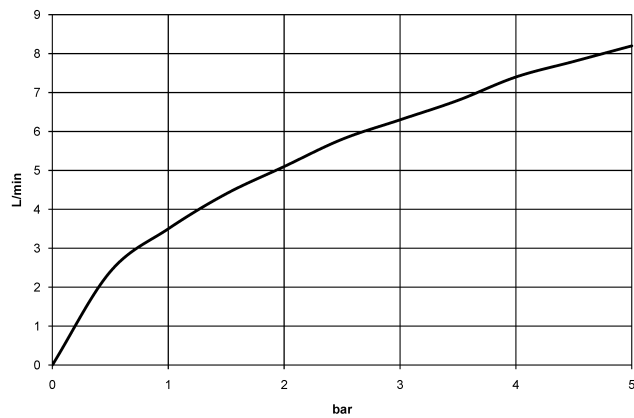
MEM Washstand fitting with electronic opening and closing function without pop-up waste - Platinum

MEM

44 521 782 Product version from 9/1/2025



Flow rate chart



Codes & Standards

DIN 4109

EN 1717

ISO 3822

Scottish Water
Byelaws

UK Water Supply
Regulations

Ü-Zeichen



MEM Washstand fitting with electronic opening and closing function without pop-up waste - Platinum

MEM

44 521 782 Product version from 9/1/2025

Certificates and sustainability

Belgaqua_23-210-2 LGA_38

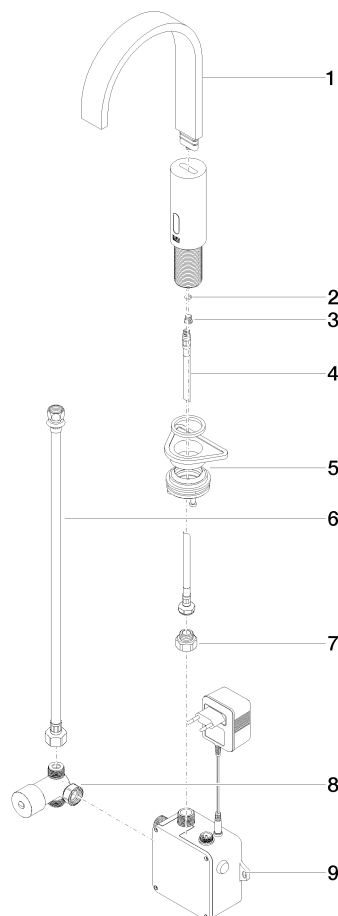
WRAS_2211

MEM Washstand fitting with electronic opening and closing function without pop-up waste - Platinum

MEM

44 521 782 Product version from 9/1/2025

Parts for other
finishes can be found
here: [Chrome](#)



Spare parts list

No.	Item Number	Name	Quantity used	Delivery time
5	04 23 10 044 08 90	fixing set	1.00	2
8	90 30 50 081 00 90	valve	1.00	2
4	04 30 04 100 00 90	hose	2.00	2
6	12 506 970 90	High pressure hoses -	1.00	2
9	90 10 01 247 00 90	valve box	1.00	2
1	90 28 22 373 00-08	spout	1.00	40
3	09 31 20 027 10-00	plug	1.00	10
7	09 24 03 185-00	nipple	1.00	10
2	09 14 10 132 90	seal	1.00	2