







33 600 671

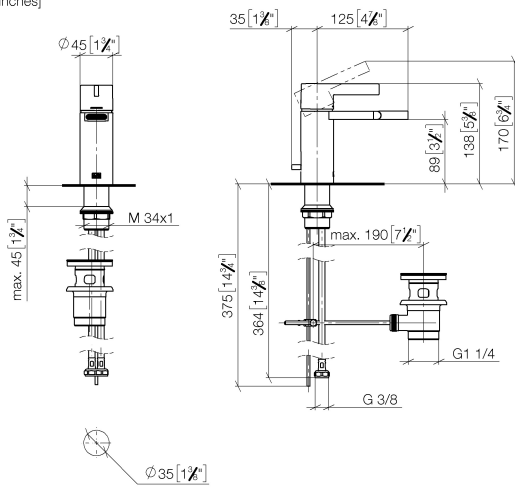


- saillie 125 mm
- bec déverseur fixe
- rotule 35° pivotante
- jet rectangulaire enrichi en air
- hauteur de robinetterie 138 mm
- hauteur jusqu'au mousseur 89 mm
- diamètre de percement 35 mm
- 2x flexible de pression M 10 x 1 vissé, étanchéité contrôlée
- débit maxi. 4,6 l/min

	Noir mat	33 600 671-33
	Chrome	33 600 671-00
	Platine brossé	33 600 671-06
	Dark Chrome	33 600 671-19
	Chrome brossé	33 600 671-93
	Dark Platinum brossé	33 600 671-99

33 600 671

mm [inches]



**Diagramme de débit**

