








## MEM Bath spout without diverter for free-standing assembly - Platinum

MEM

13 672 780



- 280mm projection
- cascade
- total height 830 - 900 mm
- height up to aerator 665 – 735 mm
- push-on rosette 130 x 130 mm
- max. flow 47.8 l/min at 3 bar flow pressure
- WRAS 2005008

	Platinum	13 672 780-08
	Chrome	13 672 780-00
	Brushed Platinum	13 672 780-06
	Dark Chrome	13 672 780-19
	Brushed Durabronze (23kt Gold)	13 672 780-28
	Brushed Champagne (22kt Gold)	13 672 780-46
	Champagne (22kt Gold)	13 672 780-47

### Required miscellaneous

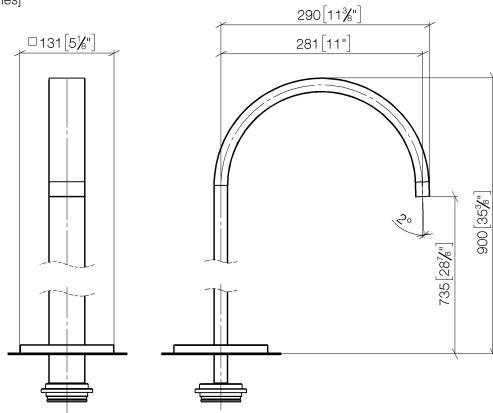


- Concealed floor mounting -**
- max. recess depth 150 mm
  - min. recess depth 80 mm

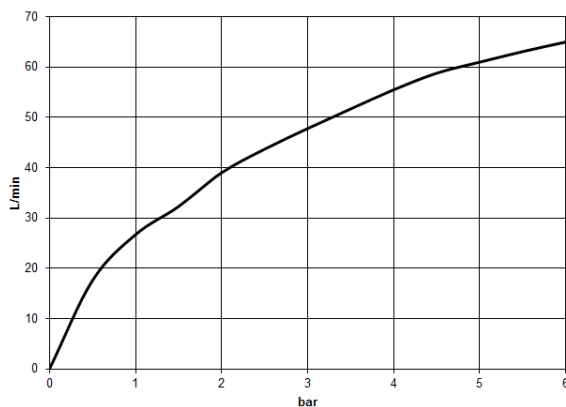
35 945 970 90

13 672 780

mm [inches]



### Flow rate chart



### Codes & Standards

ASME A112.18.1

cUPC

DIN 4109

ISO 3822

Scottish Water  
Byelaws

UK Water Supply  
Regulations

Ü-Zeichen



## MEM Bath spout without diverter for free-standing assembly - Platinum

---

MEM

13 672 780

### Certificates

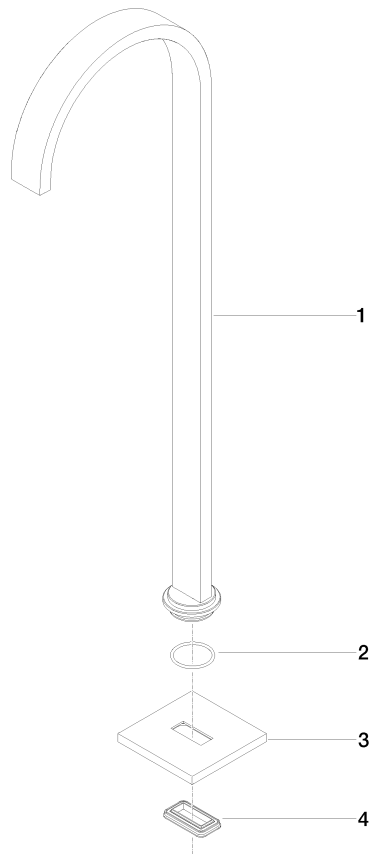
---

WRAS\_2005

LGA\_18

IAPMO\_4976

**Product version from 9/30/2005**





MEM Bath spout without diverter for free-standing assembly - Platinum

MEM

13 672 780

Spare parts list

Product version from 9/30/2005

No.	Item Number	Name	Quantity used	Delivery time
	04 28 22 183 00-08	spout	4	60