








CL.1 Deck-mounted basin spout without pop-up waste - Champagne (22kt Gold)

CL.1

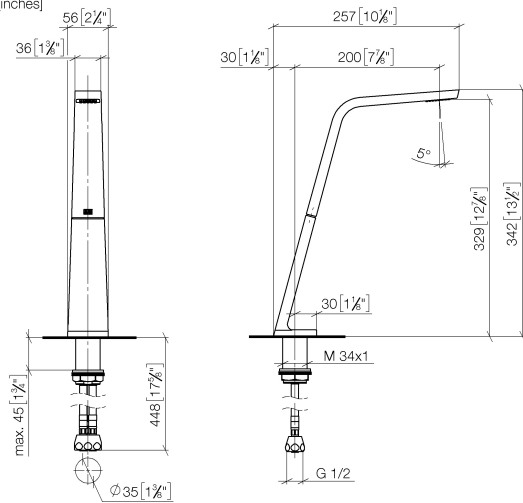
13 717 705			
	<ul style="list-style-type: none"> • 200mm projection • fixed spout • rectangular spray pattern with 40 individual jets • height of mixer 343 mm • height up to aerator 329 mm • hole diameter 35 mm • max. flow 4 l/min • 1/2" connection • 2x screw-in M 10 x 1 pressure hose, leak-tested • lead-free • This product can help a building meet the requirements of Green Building Rating Systems, e.g. LEED®, BREEAM®, DGNB 	<div>  <div>Champagne (22kt Gold)</div> </div> <div>  <div>Chrome</div> </div> <div>  <div>Brushed Platinum</div> </div> <div>  <div>Dark Chrome</div> </div> <div>  <div>Brushed Champagne (22kt Gold)</div> </div> <div>  <div>Brushed Dark Platinum</div> </div>	<div>13 717 705-47</div> <div>13 717 705-00</div> <div>13 717 705-06</div> <div>13 717 705-19</div> <div>13 717 705-46</div> <div>13 717 705-99</div>

CL.1 Deck-mounted basin spout without pop-up waste - Champagne (22kt Gold)

CL.1

13 717 705

mm [inches]



Flow rate chart



Certificates

GDV_0400279.

IAPMO_N-4976.

IAPMO_8834 (1).

IAPMO_6397.

CL.1 Deck-mounted basin spout without pop-up waste - Champagne (22kt Gold)

CL.1

13 717 705

Parts for other
finishes can be found
here: [Chrome](#)

