


CL.1 Deck valve anti-clockwise closing hot - Dark Chrome

CL.1

20 002 706



- with CASCADE structure
- hole diameter 32 mm
- with hot marking
- rosette 60 x 60 mm
- WRAS 2103001

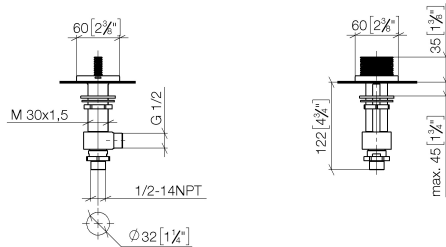
	Dark Chrome	20 002 706-19
	Chrome	20 002 706-00
	Brushed Platinum	20 002 706-06
	Brushed Champagne (22kt Gold)	20 002 706-46
	Champagne (22kt Gold)	20 002 706-47
	Brushed Dark Platinum	20 002 706-99

CL.1 Deck valve anti-clockwise closing hot - Dark Chrome

CL.1

20 002 706

mm [inches]



Flow rate chart



Codes & Standards

Scottish Water
Byelaws

UK Water Supply
Regulations



CL.1 Deck valve anti-clockwise closing hot - Dark Chrome

CL.1

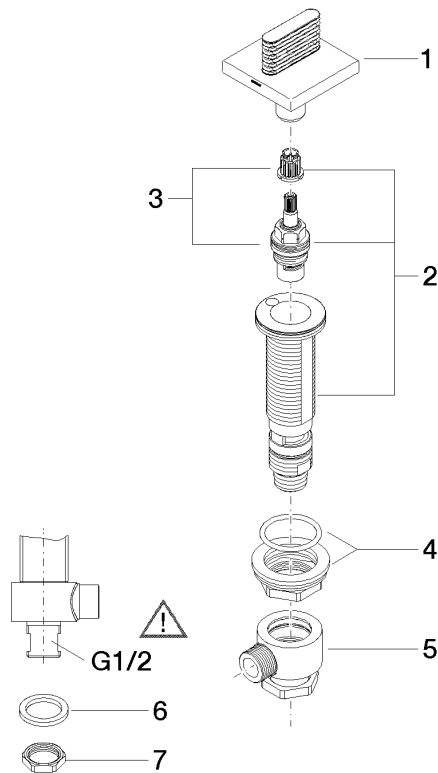
20 002 706

Certificates

WRAS_2103

Product version from 3/9/2015

Parts for other
finishes can be found
here: [Chrome](#)





CL.1 Deck valve anti-clockwise closing hot - Dark Chrome

CL.1

20 002 706

Spare parts list

Product version from 3/9/2015

No.	Item Number	Name	Quantity used	Delivery time
	90 20 70 053 05-19	handle (hot)	8	20