









**TARA Single-hole basin mixer with stand pipe without pop-up waste - Brushed Dark Platinum**

TARA

22 585 892 Product version from 4/1/2024



- 201mm projection
- pivotable spout 360°
- circular, air-enriched flow
- total height 1095 - 1166 mm
- height up to aerator 1025 – 1095 mm
- rosette Ø 135 mm
- max. flow 5.7 l/min
- lead-free
- This product can help a building meet the requirements of Green Building Rating Systems, e.g. LEED®, BREEAM®, DGNB
- WRAS

	Brushed Dark Platinum	22 585 892-99
	Chrome	22 585 892-00
	Brushed Platinum	22 585 892-06
	Platinum	22 585 892-08
	Dark Chrome	22 585 892-19
	Brushed Durabronze (23kt Gold)	22 585 892-28
	Matte Black	22 585 892-33
	Brushed Dark Brass	22 585 892-39
	Brushed Bronze	22 585 892-42
	Brushed Champagne (22kt Gold)	22 585 892-46
	Champagne (22kt Gold)	22 585 892-47
	Brushed Chrome	22 585 892-93

**Required miscellaneous**



- Concealed floor mounting -**
- max. recess depth 150 mm
  - min. recess depth 80 mm

35 945 970 90

## TARA Single-hole basin mixer with stand pipe without pop-up waste - Brushed Dark Platinum

TARA

22 585 892 Product version from 4/1/2024  
mm [inches]



### Flow rate chart



### Codes & Standards

DIN 4109

ISO 3822

Scottish Water  
Byelaws

UK Water Supply  
Regulations

### Ü-Zeichen



## TARA Single-hole basin mixer with stand pipe without pop-up waste - Brushed Dark Platinum

---

TARA

22 585 892 Product version from 4/1/2024

Certificates and sustainability

---

LGA\_38

WRAS\_2304

# TARA Single-hole basin mixer with stand pipe without pop-up waste - Brushed Dark Platinum

TARA

22 585 892 Product version from 4/1/2024



## Spare parts list

No.	Item Number	Name	Quantity used	Delivery time
3	09 20 89 010-99	handle	2.00	60
16	09 27 88 011-99	rosette	1.00	60
18	09 14 10 084 90	seal	1.00	2
8	09 30 30 054 90	screw	1.00	2
10	09 24 03 193 90	adaptor	1.00	2
13	04 28 22 022 10 90	connection	2.00	2
7	90 90 03 151 00 90	top	2.00	2
1	90 28 22 214 02-99	spout	1.00	20
11	09 30 30 047 90	screw	1.00	2
9	09 31 11 040 90	pin	1.00	2
14	04 31 11 002 00 90	pin	1.00	2
19	09 14 10 018 90	seal	1.00	2
4	90 12 12 219 00-99	base	2.00	20
15	04 28 22 028 00-99	pipe	1.00	60
12	09 14 10 139 90	seal	4.00	2
6	90 30 30 075 00 90	screw	2.00	2
17	90 14 10 043 00 90	seal	1.00	2
2	90 20 89 010 10-99	handle	2.00	20
5	90 30 11 029 00 90	disc	2.00	2