


MADISON Shower set without hand shower - Brushed Dark Platinum

MADISON

26 413 370



- shower hose connector 1/2"
- metal shower hose 1750mm with integrated anti-twist protection
- slide bar







Technical dimensions:

- gauge 850 mm
- rosettes Ø 60 mm
- Pipe diameter 18 mm


Notes:

- WRAS

This article does not include a hand shower!

	Brushed Dark Platinum	26 413 370-99
	Chrome	26 413 370-00
	Brushed Platinum	26 413 370-06
	Platinum	26 413 370-08
	Durabrass (23kt Gold)	26 413 370-09
	Brushed Durabrass (23kt Gold)	26 413 370-28

Recommended miscellaneous



Concealed wall elbow -

- max. recess depth 163 mm
- min. recess depth 90 mm

35 085 970 90

Required miscellaneous




MADISON Metal hand shower with porcelain insert (white)

FlowReduce - Brushed Dark Platinum

28 002 970-99 0010


Recommended miscellaneous



MADISON Wall elbow - Brushed Dark Platinum

28 450 370-99

Required miscellaneous



MADISON Hand shower - Brushed Dark Platinum

- spray head Ø 95mm
- Hand shower see page {PAGE}
- Three settings: COMPACT RAIN, COMPACT SOFT FLOW, COMPACT AQUAPRESSURE FLOW, max. flow rate l/min (at 3 bar)

28 002 978-99

Required miscellaneous



MADISON Hand shower FlowReduce - Brushed Dark Platinum

- spray head Ø 95mm
- Hand shower see page {PAGE}
- Three settings: COMPACT RAIN, COMPACT SOFT FLOW, COMPACT AQUAPRESSURE FLOW, max. flow rate l/min (at 3 bar)

28 002 978-99 0010

26 413 370



Codes & Standards			
ASME A112.18.1	cUPC	Scottish Water Byelaws	UK Water Supply Regulations

Certificates and sustainability	
WRAS_2009	IAPMO_4976



Spare parts list

No.	Item Number	Name	Quantity used	Delivery time
1	05 17 97 507 00 90	fixing set	2.00	2
7	08 28 22 596-99	pipe	1.00	20
8	12 580 970-99	Slide unit - Brushed Dark Platinum	1.00	20
4	09 31 11 002 90	pin	2.00	2
9	28 204 970-99	Metal shower hose 1/2" x 1/2" x 1750 mm - Brushed Dark Platinum	1.00	2
5	09 21 40 020-99	connection	2.00	20
2	09 30 30 048 90	screw	2.00	2
6	09 18 40 009 90	sleeve	2.00	2
3	09 31 11 140 90	pin	2.00	60