



Rain shower:

- rain shower Ø 300 mm
- overhead shower: rain flow
- max. rainshower flow 14 l/min
- Function from: 10 l/min

hand shower:

Control element:

- rotary diverter for fixed-riser shower/hand shower
- 1500 mm metal shower hose

Technical data:













- shower with fixed riser projection 420mm
- height of fittings up to rain shower (bottom edge) 1007mm
- height of fittings up to top edge of elbow 1167mm
- rain shower with anti-scale system
- rosette for shower holder Ø 55mm
- rosette for wall mounting Ø 57mm
- rosette for shower mixer Ø 65mm
- Pipe diameter 20 mm
- gauge 150 mm - 13 mm
- 1/2" connection

Notes:

- This product can help a building meet the requirements of Green Building Rating Systems, e.g. LEED®, BREEAM®, DGNB

This article does not include a hand shower!

Intrinsic protection against back flow.

	Brushed Platinum	26 623 892-06
	Chrome	26 623 892-00
	Platinum	26 623 892-08
	Dark Chrome	26 623 892-19
	Brushed Durabronze (23kt Gold)	26 623 892-28
	Matte Black	26 623 892-33
	Brushed Dark Brass	26 623 892-39
	Brushed Bronze	26 623 892-42
	Brushed Champagne (22kt Gold)	26 623 892-46
	Champagne (22kt Gold)	26 623 892-47
	Brushed Chrome	26 623 892-93
	Brushed Dark Platinum	26 623 892-99



TARA Showerpipe without hand shower 300 mm - Brushed Platinum

TARA

26 623 892 Product version from 4/1/2024

Certificates and sustainability

Belgaqua_24-004-2 LGA_38

Parts for other
finishes can be found
here: [Chrome](#)



Spare parts list

No.	Item Number	Name	Quantity used	Delivery time
	3 09 24 03 177 20-06	adaptor	1.00	10
	7 90 28 22 096 00-06	pipe	1.00	10
	8 04 17 10 020 01-06	fitting	1.00	10
	9 90 14 20 026 00 90	seal	1.00	2
	10 28 050 892-06	TARA Wall bracket - Brushed Platinum	1.00	10
	1 04 12 05 091 00-06	shower	1.00	10
	11 28 304 970-06	Metal shower hose 1/2" x 3/8" x 1500 mm - Brushed Platinum	1.00	2
	6 90 17 11 037 00-06	holder	1.00	10
	5 90 14 10 011 00 90	seal	1.00	2
	4 04 28 22 101 20-06	spout	1.00	10
	2 09 23 01 039 90	sieve	1.00	2