

MADISON Showerpipe with shower mixer without hand shower - Chrome

MADISON

26 632 360



- shower with fixed riser projection 420mm
- overhead shower: rain flow
- rain shower Ø 200 mm
- max. rainshower flow 14 l/min
- Function from: 8 l/min
- rotary diverter for fixed-riser shower/hand shower
- height of fittings up to top edge of elbow 1180mm
- height of fittings up to rain shower (bottom edge) 1009mm
- rosette for shower holder Ø 66mm
- rosette for wall mounting Ø 70mm
- rosette for shower mixer Ø 60mm
- gauge 150 mm - 13 mm
- metal shower hose 1250mm with integrated anti-twist protection
- 1/2" connection
- Pipe diameter 20 mm
- This product can help a building meet the requirements of Green Building Rating Systems, e.g. LEED®, BREEAM®, DGNB
- WRAS 2204012

This article does not include a hand shower!

Intrinsic protection against back flow.

This article does not include a hand shower!

Intrinsic protection against back flow.

| | | |
|--|-------------------------------|---------------|
| | Chrome | 26 632 360-00 |
| | Brushed Platinum | 26 632 360-06 |
| | Platinum | 26 632 360-08 |
| | Durabrand (23kt Gold) | 26 632 360-09 |
| | Brushed Durabrand (23kt Gold) | 26 632 360-28 |
| | Brushed Dark Platinum | 26 632 360-99 |

Required miscellaneous



- MADISON Hand shower - Chrome** 28 002 978-00
- spray head Ø 95mm
 - Hand shower see page {PAGE}
 - Three settings: COMPACT RAIN, COMPACT SOFT FLOW, COMPACT AQUAPRESSURE FLOW, max. flow rate l/min (at 3 bar)

Required miscellaneous



- MADISON Hand shower FlowReduce - Chrome** 28 002 978-00 0010
- spray head Ø 95mm
 - Hand shower see page {PAGE}
 - Three settings: COMPACT RAIN, COMPACT SOFT FLOW, COMPACT AQUAPRESSURE FLOW, max. flow rate l/min (at 3 bar)

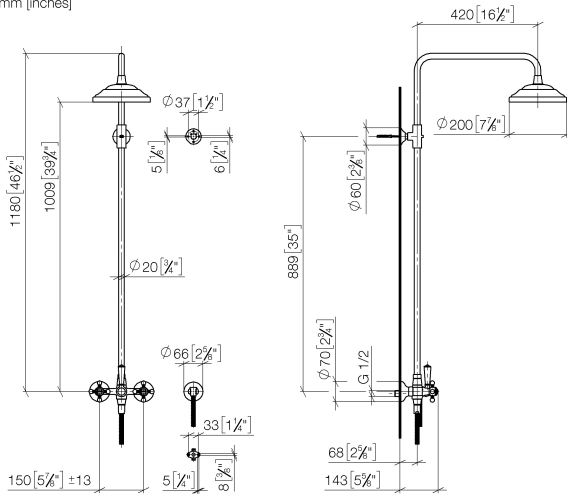
Required miscellaneous



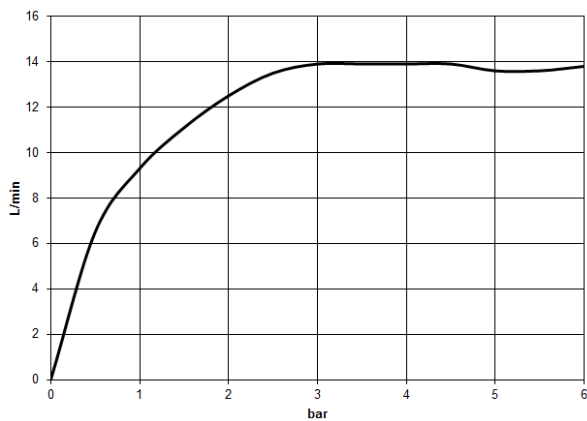
- MADISON Metal hand shower with porcelain insert (white) FlowReduce - Chrome** 28 002 970-00 0010

26 632 360

mm [inches]



Flow rate chart



Codes & Standards

DIN 4109

EN 1717

ISO 3822

Scottish Water
Byelaws

UK Water Supply
Regulations

Ü-Zeichen



MADISON Showerpipe with shower mixer without hand shower - Chrome

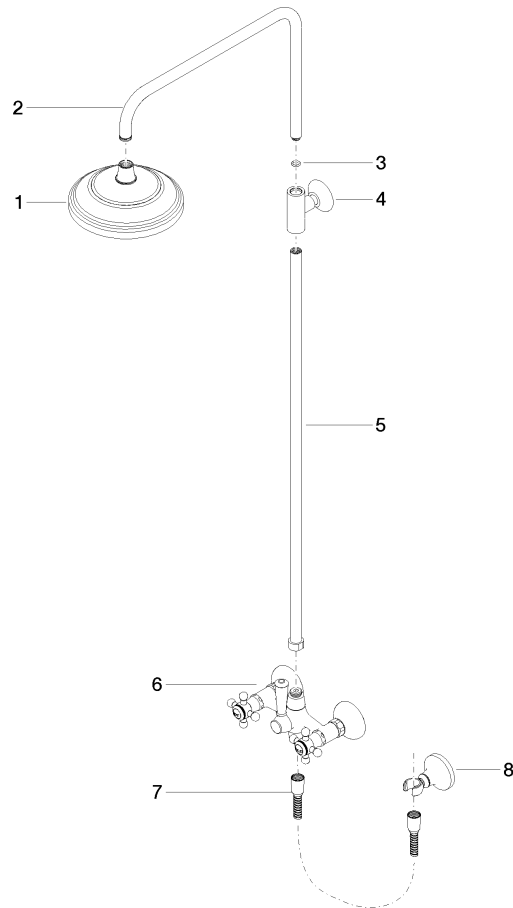
MADISON

26 632 360

Certificates

Belgaqua_21-023-2 WRAS_2204

LGA_29





MADISON Showerpipe with shower mixer without hand shower - Chrome

MADISON

26 632 360

Spare parts list

| No. | Item Number | Name | Quantity used | Delivery time |
|-----|--------------------|--------|---------------|---------------|
| | 04 12 05 038 01-00 | shower | 8 | 60 |