



**Rain shower:**

- rain shower Ø 200 mm
- overhead shower: rain flow
- max. rainshower flow 14 l/min
- Function from: 8 l/min

**hand shower:**

**Control element:**

- rotary diverter for fixed-riser shower/hand shower
- metal shower hose 1250mm with integrated anti-twist protection

**Technical data:**

- shower with fixed riser projection 420mm
- height of fittings up to rain shower (bottom edge) 1009mm
- height of fittings up to top edge of elbow 1180mm
- rosette for wall mounting Ø 70mm
- rosette for shower mixer Ø 60mm
- rosette for shower holder Ø 66mm
- Pipe diameter 20 mm
- gauge 150 mm - 13 mm
- 1/2" connection

**Notes:**

- This product can help a building meet the requirements of Green Building Rating Systems, e.g. LEED®, BREEAM®, DGNB

This article does not include a hand shower!

Intrinsic protection against back flow.

|  |                               |               |
|--|-------------------------------|---------------|
|  | Platinum                      | 26 632 360-08 |
|  | Chrome                        | 26 632 360-00 |
|  | Brushed Platinum              | 26 632 360-06 |
|  | Durabrand (23kt Gold)         | 26 632 360-09 |
|  | Brushed Durabrand (23kt Gold) | 26 632 360-28 |
|  | Brushed Dark Brass            | 26 632 360-39 |
|  | Brushed Dark Platinum         | 26 632 360-99 |

**Required miscellaneous**



**MADISON Hand shower - Platinum** 28 002 978-08  
 • spray head Ø 95mm  
 • Hand shower see page {PAGE}  
 • Three settings: COMPACT RAIN, COMPACT SOFT FLOW, COMPACT AQUAPRESSURE FLOW, max. flow rate l/min (at 3 bar)

**Required miscellaneous**



**MADISON Hand shower FlowReduce - Platinum** 28 002 978-08 0010  
 • spray head Ø 95mm  
 • Hand shower see page {PAGE}  
 • Three settings: COMPACT RAIN, COMPACT SOFT FLOW, COMPACT AQUAPRESSURE FLOW, max. flow rate l/min (at 3 bar)

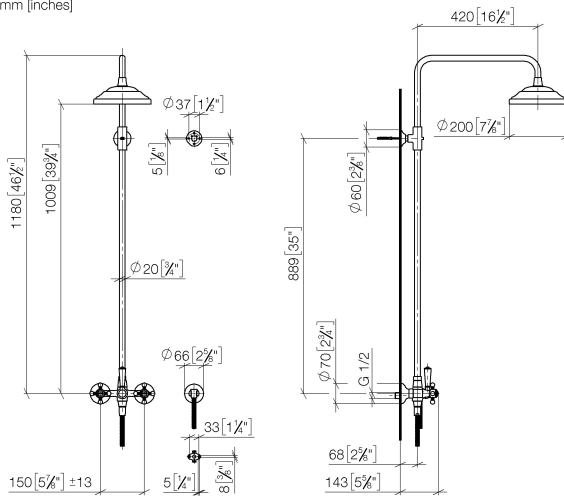
**Required miscellaneous**



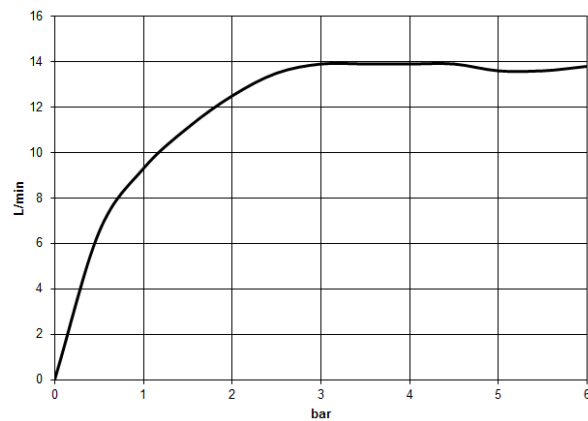
**MADISON Metal hand shower with porcelain insert (white)** 28 002 970-08 0010  
**FlowReduce - Platinum**

26 632 360 Product version from 7/1/2025

mm [inches]



### Flow rate chart



### Codes & Standards

DIN 4109

EN 1717

ISO 3822

Scottish Water  
Byelaws

UK Water Supply  
Regulations

Ü-Zeichen



## MADISON Showerpipe with shower mixer without hand shower - Platinum

MADISON

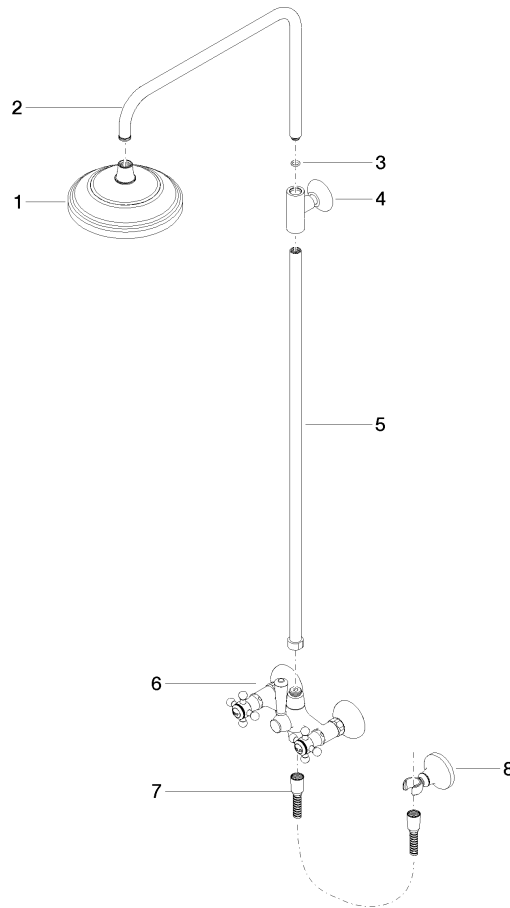
26 632 360 Product version from 7/1/2025

### Certificates and sustainability

Belgaqua\_21-023-2 LGA\_29

WRAS\_2204

Parts for other  
finishes can be found  
here: [Chrome](#)



## Spare parts list

| No.  | Item Number        | Name   | Quantity used | Delivery time |
|--|--------------------|--|---------------|---------------|
| 4  | 90 17 11 033 00-08 | holder   | 1.00          | -             |
| Spare part can no longer be ordered, please order the replacement item |                    |  |               |               |
| 2  | 04 28 22 101 20-08 | spout  | 1.00          | 40            |
| 8  | 28 050 410-08      | holder   | 1.00          | 60            |
| 6  | 04 17 10 001 00-08 | fitting  | 1.00          | 40            |
| 5  | 90 28 22 096 00-08 | pipe   | 1.00          | -             |
| Spare part can no longer be ordered, please order the replacement item |                    |  |               |               |
| 7  | 28 104 970-08      | Metal shower hose 1/2" x 1/2" x 1250 mm - Platinum | 1.00          | 40            |
| 3  | 90 14 10 011 00 90 | seal   | 1.00          | 2             |
| 1  | 04 12 05 038 01-08 | shower   | 1.00          | 40            |