

Hand shower set with integrated shower holder - Dark Chrome























SERIES SPECIFIC

27 802 660



- COMPACT RAIN, max. flow rate 15 l/min (at 3 bar)
- with anti-scale system
- 3/8" shower outlet
- metal shower hose 1250mm with integrated anti-twist protection
- rosette Ø 60 mm
- 1/2" connection
- WRAS

Intrinsic protection against back flow.

	Dark Chrome	27 802 660-19
	Chrome	27 802 660-00 0010
	Chrome	27 802 660-00
	Brushed Platinum	27 802 660-06 0010
	Brushed Platinum	27 802 660-06
	Platinum	27 802 660-08
	Platinum	27 802 660-08 0010
	Dark Chrome	27 802 660-19 0010
	Light Gold	27 802 660-26 0010
	Light Gold	27 802 660-26
	Brushed Light Gold	27 802 660-27 0010
	Brushed Light Gold	27 802 660-27
	Brushed Durabrass (23kt Gold)	27 802 660-28 0010
	Brushed Durabrass (23kt Gold)	27 802 660-28
	Matte Black	27 802 660-33 0010
	Matte Black	27 802 660-33
	Brushed Bronze	27 802 660-42
	Brushed Bronze	27 802 660-42 0010
	Brushed Champagne (22kt Gold)	27 802 660-46 0010
	Brushed Champagne (22kt Gold)	27 802 660-46
	Champagne (22kt Gold)	27 802 660-47
	Champagne (22kt Gold)	27 802 660-47 0010
	Brushed Chrome	27 802 660-93
	Brushed Chrome	27 802 660-93 0010
	Brushed Dark Platinum	27 802 660-99
	Brushed Dark Platinum	27 802 660-99 0010

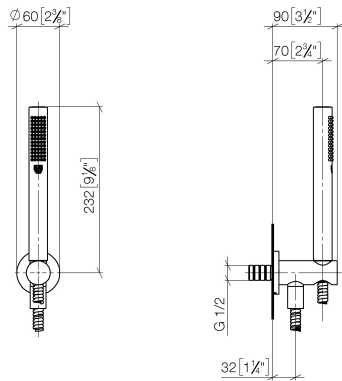
27 802 660

Recommended miscellaneous

	Concealed wall elbow - ●max. recess depth 163 mm ●min. recess depth 90 mm	35 085 970 90
---	--	---------------

27 802 660

mm [inches]



Flow rate chart



Codes & Standards

DIN 4109

EN 1717

ISO 3822

Scottish Water
Byelaws

UK Water Supply
Regulations

Ü-Zeichen



Hand shower set with integrated shower holder - Dark Chrome

SERIES SPECIFIC

27 802 660

Certificates and sustainability

LGA_29

Belgaqua_24-007-2 WRAS_250402

27 802 660

