

Affusion pipe with cover plate - Brushed Light Gold

SERIES SPECIFIC










27 838 979

Product version from 3/2/2021




- LAMINAR FLOW, max. flow rate 15 l/min (at 3 bar)
- 3/8" shower outlet
- cover plate 240 x 60 mm
- metal shower hose 1250mm with integrated anti-twist protection
- 1/2" connection
- plug-link mounting

Intrinsic protection against back flow.

| | | |
|---|--------------------------------|---------------|
|  | Brushed Light Gold | 27 838 979-27 |
|  | Chrome | 27 838 979-00 |
|  | Brushed Platinum | 27 838 979-06 |
|  | Platinum | 27 838 979-08 |
|  | Dark Chrome | 27 838 979-19 |
|  | Brushed Durabronze (23kt Gold) | 27 838 979-28 |
|  | Matte Black | 27 838 979-33 |
|  | Brushed Chrome | 27 838 979-93 |
|  | Brushed Dark Platinum | 27 838 979-99 |

Recommended miscellaneous

| | | |
|---|--|---------------|
|  | Concealed wall elbow - •min. recess depth 90 mm •max. recess depth 163 mm | 35 085 970 90 |
|---|--|---------------|

27 838 979 Product version from 3/2/2021

mm [inches]



Flow rate chart



Codes & Standards

DIN 4109

ISO 3822

Ü-Zeichen



Affusion pipe with cover plate - Brushed Light Gold

SERIES SPECIFIC

27 838 979 Product version from 3/2/2021

Certificates and sustainability

LGA_38



Spare parts list

| No. | Item Number | Name | Quantity used | Delivery time |
|-----|-----------------------|--|---------------|---------------|
| | 4 09 23 01 069 90 | flow reducer | 1.00 | 2 |
| | 20 09 24 03 073 90 | nipple | 1.00 | 2 |
| | 17 09 18 40 078 90 | sleeve | 1.00 | 2 |
| | 1 04 12 11 073 01-27 | spout | 1.00 | 60 |
| | 12 09 24 03 107 20 90 | nipple | 1.00 | 2 |
| | 6 09 14 10 008 90 | seal | 1.00 | 2 |
| | 14 90 14 20 026 00 90 | seal | 1.00 | 2 |
| | 13 90 21 02 069 00-27 | cover | 1.00 | 30 |
| | 2 90 30 02 072 00-27 | Metal shower hose 1/2" x 3/8" x 1250 mm - Brushed Light Gold | 1.00 | 30 |
| | 19 09 11 02 133-27 | plate | 1.00 | 60 |
| | 11 90 14 10 077 00 90 | seal | 1.00 | 2 |
| | 8 09 14 03 127 90 | seal | 1.00 | 2 |
| | 7 09 31 11 026 90 | pin | 2.00 | 2 |
| | 9 09 11 03 046-27 | connection | 1.00 | 60 |
| | 18 05 30 31 025 00 90 | fixing set | 1.00 | 2 |
| | 5 90 24 03 212 00 90 | nipple | 1.00 | 2 |
| | 16 09 17 20 044-27 | holder | 1.00 | 60 |
| | 15 90 31 11 112 00 90 | pin | 1.00 | 2 |
| | 10 90 31 11 004 00 90 | pin | 1.00 | 2 |
| | 3 09 16 01 014 90 | ring | 1.00 | 2 |