

## Affusion pipe with cover plate FlowReduce - Brushed Champagne (22kt Gold) SERIES SPECIFIC

27 858 979 Product version from 4/1/2024



- laminar flow
- max. flow 7 l/min
- Function from: l/min
- 3/8" shower outlet
- metal shower hose 1250mm with integrated anti-twist protection










### Technical data:

- cover plate 240 x 60 mm
- 1/2" connection
- plug-link mounting

### Notes:

- This product can help a building meet the requirements of Green Building Rating Systems, e.g. LEED®, BREEAM®, DGNB

Intrinsic protection against back flow.

	Brushed Champagne (22kt Gold)	27 858 979-46
	Chrome	27 858 979-00
	Brushed Platinum	27 858 979-06
	Platinum	27 858 979-08
	Dark Chrome	27 858 979-19
	Brushed Light Gold	27 858 979-27
	Brushed Durabrass (23kt Gold)	27 858 979-28
	Matte Black	27 858 979-33
	Champagne (22kt Gold)	27 858 979-47
	Brushed Chrome	27 858 979-93
	Brushed Dark Platinum	27 858 979-99

Affusion pipe with cover plate FlowReduce - Brushed Champagne (22kt Gold)      SERIES SPECIFIC

27 858 979    Product version from 4/1/2024

mm [inches]



Codes & Standards

DIN 4109

EN 1717

ISO 3822

Ü-Zeichen

Certificates and sustainability

Belgaqua\_24-007-2    LGA\_38

## Affusion pipe with cover plate FlowReduce - Brushed Champagne (22kt Gold) SERIES SPECIFIC

27 858 979 Product version from 4/1/2024

Parts for other  
finishes can be found  
here: [Chrome](#)



### Spare parts list

No.	Item Number	Name	Quantity used	Delivery time
5	90 24 03 212 00 90	nipple	1.00	2
12	09 24 03 107 20 90	nipple	1.00	2
2	90 30 02 072 00-46	Metal shower hose 1/2" x 3/8" x 1250 mm - Brushed Champagne (22kt Gold)	1.00	30
3	09 16 01 014 90	ring	1.00	2
9	09 11 03 046-46	connection	1.00	30
10	90 31 11 004 00 90	pin	1.00	2
13	90 21 02 069 00-46	cover	1.00	30
18	05 30 31 025 00 90	fixing set	1.00	2
7	09 31 11 026 90	pin	2.00	2
17	09 18 40 078 90	sleeve	1.00	2
16	09 17 20 044-46	holder	1.00	30
1	04 12 11 073 01-46	spout	1.00	30
4	90 23 01 147 00 90	back-flow preventer	1.00	2
14	90 14 20 026 00 90	seal	1.00	2
20	09 24 03 073 90	nipple	1.00	2
15	90 31 11 112 00 90	pin	1.00	2
19	09 11 02 133-46	plate	1.00	30
8	09 14 03 127 90	seal	1.00	2
11	90 14 10 077 00 90	seal	1.00	2
6	09 14 10 008 90	seal	1.00	2