

Hand shower FlowReduce - Platinum

IMO








28 015 979



- COMPACT RAIN, max. flow rate 6.8 l/min (at 3 bar)
- with anti-scale system
- spray head Ø 100mm
- 1/2" connection
- This product can help a building meet the requirements of Green Building Rating Systems, e.g. LEED®, BREEAM®, DGNB

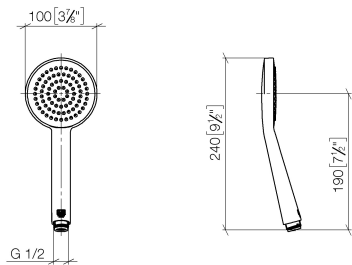
Intrinsic protection against back flow.

Fits: IMO, LULU, MADISON, MEM, TARA, CL.1, LISSÉ, VAIA, META, CYO

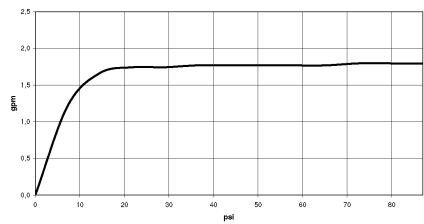
	Platinum	28 015 979-08 0010
	Chrome	28 015 979-00
	Chrome	28 015 979-00 0010
	Brushed Platinum	28 015 979-06
	Brushed Platinum	28 015 979-06 0010
	Platinum	28 015 979-08
	Dark Chrome	28 015 979-19
	Dark Chrome	28 015 979-19 0010
	Brushed Durabronze (23kt Gold)	28 015 979-28
	Brushed Durabronze (23kt Gold)	28 015 979-28 0010
	Matte Black	28 015 979-33
	Matte Black	28 015 979-33 0010
	Brushed Champagne (22kt Gold)	28 015 979-46
	Brushed Champagne (22kt Gold)	28 015 979-46 0010
	Champagne (22kt Gold)	28 015 979-47
	Champagne (22kt Gold)	28 015 979-47 0010
	Brushed Chrome	28 015 979-93
	Brushed Chrome	28 015 979-93 0010
	Brushed Dark Platinum	28 015 979-99
	Brushed Dark Platinum	28 015 979-99 0010

28 015 979

mm [inches]



Flow rate chart



Certificates

IAPMO_11777.	DVGW_DW-6517DN0129.	IAPMO_4976 (6).	LGA_29981.
--------------	---------------------	-----------------	------------

28 015 979

Parts for other
finishes can be found
here: [Chrome](#)



Spare parts list

No.	Item Number	Name	Quantity used	Delivery time
1	09 23 01 039 90	sieve	1	2