

Hand shower - Brushed Dark Platinum

IMO



















28 015 979



- COMPACT RAIN, max. flow rate 15 l/min (at 3 bar)
- with anti-scale system
- spray head Ø 100mm
- 1/2" connection

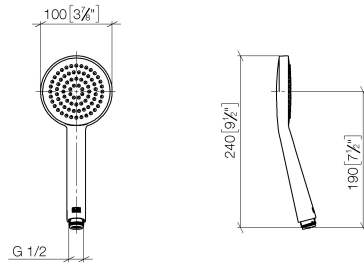
Intrinsic protection against back flow.

Fits: IMO, LULU, MADISON, MEM, TARA,
CL.1, LISSÉ, VAIA, META, CYO

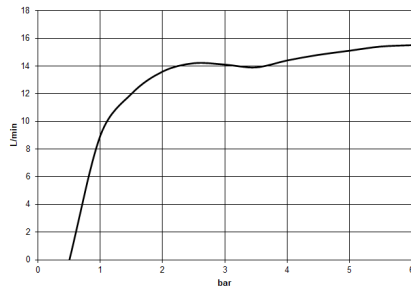
| | | |
|---|-------------------------------|--------------------|
|  | Brushed Dark Platinum | 28 015 979-99 |
|  | Chrome | 28 015 979-00 |
|  | Chrome | 28 015 979-00 0010 |
|  | Brushed Platinum | 28 015 979-06 |
|  | Brushed Platinum | 28 015 979-06 0010 |
|  | Platinum | 28 015 979-08 |
|  | Platinum | 28 015 979-08 0010 |
|  | Dark Chrome | 28 015 979-19 |
|  | Dark Chrome | 28 015 979-19 0010 |
|  | Brushed Durabrass (23kt Gold) | 28 015 979-28 |
|  | Brushed Durabrass (23kt Gold) | 28 015 979-28 0010 |
|  | Matte Black | 28 015 979-33 |
|  | Matte Black | 28 015 979-33 0010 |
|  | Brushed Champagne (22kt Gold) | 28 015 979-46 |
|  | Brushed Champagne (22kt Gold) | 28 015 979-46 0010 |
|  | Champagne (22kt Gold) | 28 015 979-47 |
|  | Champagne (22kt Gold) | 28 015 979-47 0010 |
|  | Brushed Chrome | 28 015 979-93 |
|  | Brushed Chrome | 28 015 979-93 0010 |
|  | Brushed Dark Platinum | 28 015 979-99 0010 |

28 015 979

mm [inches]



Flow rate chart

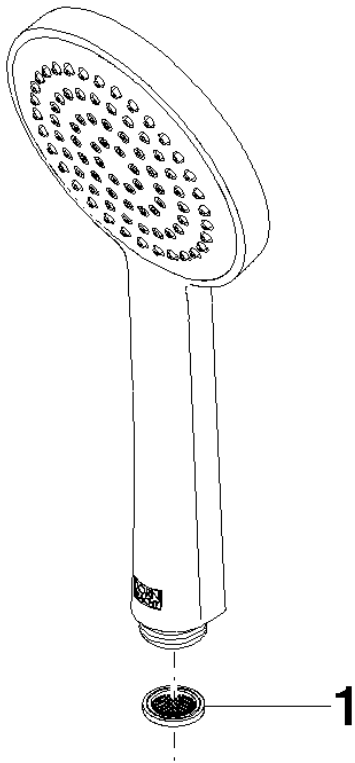


Certificates

DVGW_DW-6517DN0129. WRAS_2009011. LGA_29981.

28 015 979

Parts for other
finishes can be found
here: [Chrome](#)



Spare parts list

| No. | Item Number | Name | Quantity used | Delivery time |
|-----|-----------------|-------|---------------|---------------|
| 1 | 09 23 01 039 90 | sieve | 1 | 2 |