

Hand shower - Chrome















SERIES-VARIOUS

28 017 979 Product version from 4/1/2024

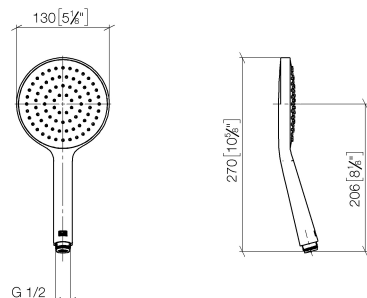


- spray head Ø 130 mm
- COMPACT RAIN, max. flow rate 15 l/min (at 3 bar)
- with anti-scale system
- 1/2" connection
- WRAS

Intrinsic protection against back flow.

	Chrome	28 017 979-00
	Brushed Platinum	28 017 979-06
	Platinum	28 017 979-08
	Dark Chrome	28 017 979-19
	Light Gold	28 017 979-26
	Brushed Light Gold	28 017 979-27
	Brushed Durabrass (23kt Gold)	28 017 979-28
	Matte Black	28 017 979-33
	Brushed Dark Brass	28 017 979-39
	Brushed Bronze	28 017 979-42
	Brushed Champagne (22kt Gold)	28 017 979-46
	Champagne (22kt Gold)	28 017 979-47
	Brushed Chrome	28 017 979-93
	Brushed Dark Platinum	28 017 979-99

mm [inches]



Flow rate chart



Codes & Standards

DIN 4109

EN 1112

ISO 3822

Scottish Water
Byelaws

UK Water Supply
Regulations

Ü-Zeichen



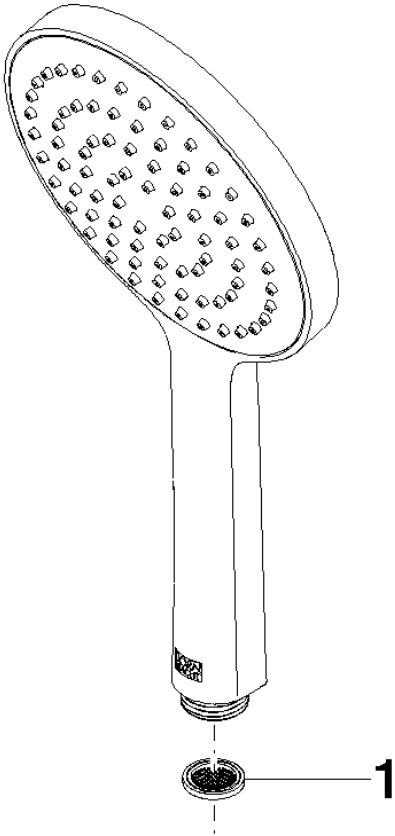
Hand shower - Chrome

SERIES-VARIOUS

28 017 979 Product version from 4/1/2024

Certificates and sustainability

DVGW_DW- 6517DN0	LGA_29	WRAS_2009
---------------------	--------	-----------



Spare parts list

No.	Item Number	Name	Quantity used	Delivery time
1	09 23 01 039 90	sieve	1.00	2