

Hand shower - Chrome

IMO




















28 019 979



- COMPACT RAIN, max. flow rate 15 l/min (at 3 bar)
- with anti-scale system
- 1/2" connection
- WRAS 2112017

Intrinsic protection against back flow.

Fits: IMO, LULU, MADISON, MEM, TARA, CL.1, LISSÉ, VAIA, META, CYO

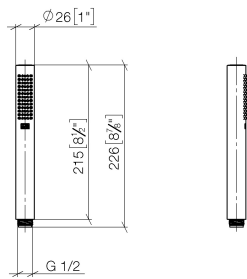
	Chrome	28 019 979-00
	Chrome	28 019 979-00 0010
	Brushed Platinum	28 019 979-06
	Brushed Platinum	28 019 979-06 0010
	Platinum	28 019 979-08
	Platinum	28 019 979-08 0010
	Dark Chrome	28 019 979-19
	Dark Chrome	28 019 979-19 0010
	Brushed Durabronze (23kt Gold)	28 019 979-28
	Brushed Durabronze (23kt Gold)	28 019 979-28 0010
	Matte Black	28 019 979-33
	Matte Black	28 019 979-33 0010
	Brushed Champagne (22kt Gold)	28 019 979-46
	Brushed Champagne (22kt Gold)	28 019 979-46 0010
	Champagne (22kt Gold)	28 019 979-47
	Champagne (22kt Gold)	28 019 979-47 0010
	Brushed Chrome	28 019 979-93
	Brushed Chrome	28 019 979-93 0010
	Brushed Dark Platinum	28 019 979-99
	Brushed Dark Platinum	28 019 979-99 0010

Hand shower - Chrome

IMO

28 019 979

mm [inches]



Flow rate chart



Certificates


LGA_29985.

DVGW_DW-
6517DN0129.

WRAS_2112017.

28 019 979

Parts for other
finishes can be found
here: [Chrome](#)



Spare parts list

No.	Item Number	Name	Quantity used	Delivery time
1	09 23 01 039 90	sieve	1	2
2	09 21 02 153-00	cap	1	10